


# WILSON TOOL INTERNATIONAL



# IRONWORKER TOOLING

SOLUTIONS FOR PUNCH PRESS TOOLING

2024

## ABOUT WILSON TOOL INTERNATIONAL

From humble beginnings in a small manufacturing facility in St. Paul, Minnesota, Wilson Tool International has added manufacturing facilities and sales channels around the world to better serve our thousands of global customers. Throughout our expansion, our mission has never wavered — we continue to offer products and services that help you be more successful. Every product you buy, every employee with whom you communicate, and every training event you attend, are designed to help customers just like you be more successful.

At Wilson Tool, we continue to invest in your success through constant innovation. Our tooling and solutions represent decades of knowledge and experience in assisting manufacturers resolve their most challenging fabrication issues. We understand that no two jobs are the same. Change is the only constant in manufacturing. So, working with a tooling supplier who's flexible, nimble, and knowledgeable is important.

Our goal is to deliver exceptional  
**customer service**  
along with the most reliable and  
innovative products and solutions  
so that our **customers**  
can be more successful.

When you have a challenge, reach out to us. At Wilson Tool we are more than tools... we are solutions. Your local Sales Engineer is available in person, by phone and through e-mail. Let us put our many decades of expertise to the test. We will work with you to find the best possible solution to whatever challenge you may be facing. And every order comes with our guarantee to outperform your current tooling.

From all of us at Wilson Tool, thank you for the trust you have placed in us to provide products and services that are critical to your business. We look forward to your continued success as we head into the future.



# IRONWORKER TOOLING

## SOLUTIONS FOR PUNCH PRESS TOOLING

Shapes.....	5	MUBEATM Punches .....	24
Keying.....	6	MUBEATM Dies.....	25
Spot Drills.....	6	MUBEATM Wedge Lock Punches.....	25
Whistle Notch Locator .....	6	NITTO KOHKITM .....	26
Stock – Round Punches .....	7	PEDDINGHAUSTM Punches .....	27
Non-Stock – Round Punches .....	8	PEDDINGHAUSTM Dies.....	28
Stock – Round Dies.....	9	PEDDINGHAUSTM Ironworker Tooling .....	29
Non-Stock – Round Dies.....	10	PIRANHATM Punches & Dies .....	30
Stock – Square Punches & Dies .....	11	SCOTCHMANTM / UNI-HYDROTM Punches .....	31
Stock – Oblong Punches.....	12	SCOTCHMANTM / UNI-HYDROTM Dies.....	32
Stock – Oblong Dies.....	13-14	Taper Shank Punches .....	33
Offset Dies – Style 128 .....	15	End Trim Cutoff Tooling .....	34
Specialty Dies .....	16	Stepped Point Punch Tooling.....	34
BATEMATM / LEHMANTM .....	17	Single Corner Radius Tooling .....	34
BUFFALOTM Punches & Dies .....	18	Punch Stems .....	35
EDWARDSTM Tooling .....	19	Punch Reducing Sleeves .....	36
ENERPACTM / POWER TEAMTM / HUSKIE™ .....	19	Die Reducers.....	36
GEKATM Punches.....	20	Punch & Die Shims.....	36
GEKATM Dies .....	21	Coupling Nuts.....	37
HOUGENTM / OGURATM Tooling .....	22	Punch Ends / Die Profiles .....	38
KINGSLANDTM Tooling.....	23	Clearance / Tonnages.....	39

# ABOUT WILSON TOOL INTERNATIONAL

## BENDING

**Wilson Tool's Bending division delivers the most complete line of tooling and clamping solutions available anywhere.**

Whether you use American, European, WT or LVD-style precision or conventional tooling, Wilson Tool has a solution for you. Our clamping options cover these styles as well. With hydraulic push button, quick release mechanical or standard manual clamps, we have a clamping solution for any style of machine or budget. And our custom tooling manufacturing capabilities are the envy of the industry with innovative solutions for complex bending challenges. With manufacturing facilities located in the USA and Canada, our delivery times to North American fabricators are the fastest in the industry.



## STAMPING



**Wilson Tool's Stamping division, Impax Tooling Solutions®, offers high quality punch and die components, accessories and retainers for the stamping industry.**

Innovative products such as our HP Accu-Lock® Retainer Inserts and extensive coating options, combined with our world-class customer service, have enabled us to quickly grow into a world-class provider. With a direct sales force throughout North America, we deliver products straight from the factory to you, enabling the fastest deliveries in the industry. Our custom tooling expertise is second to none with many customers coming to us for their most difficult stamping challenges.

## PUNCHING

**Wilson Tool's Punching division continues to drive the industry with new levels of quality, delivery, service and innovation.**

From the early days of Series 80 to the Wilson Wheel® Family to EXP® technology, our punching division has been the industry-leading innovation driver. Combined with the most experienced customer support professionals in the industry, Wilson Tool continues to raise the bar. Thick turret, TRUMPF-style, Salvagnini-style, or any other style of punch press you may be using, Wilson Tool offers the most complete line of tooling solutions available today.



TRUMPF is a trademark of TRUMPF GmbH + Co. KG.

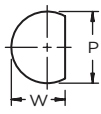
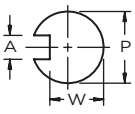
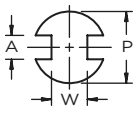
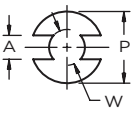
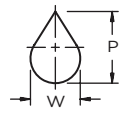
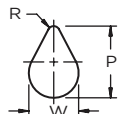
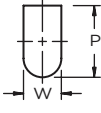
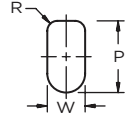
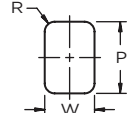
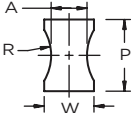
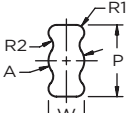
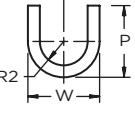
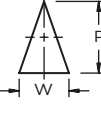
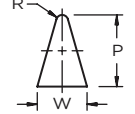
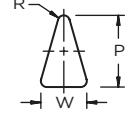
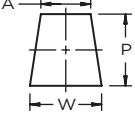
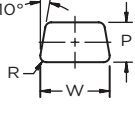
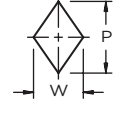
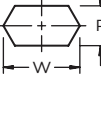
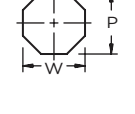
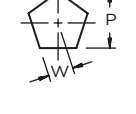
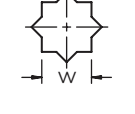
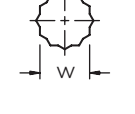
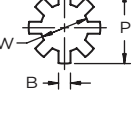
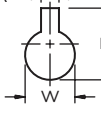
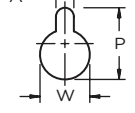
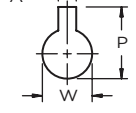
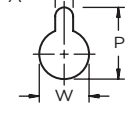
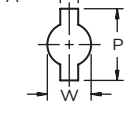
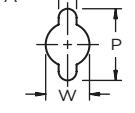
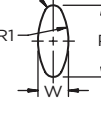
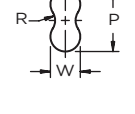
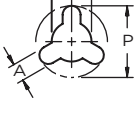
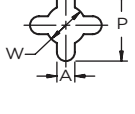
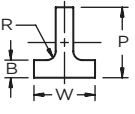
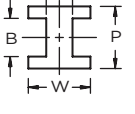
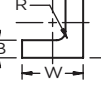
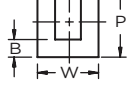
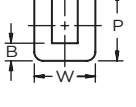
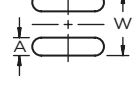
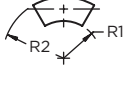
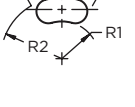
## ACCESSORIES



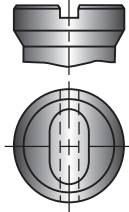
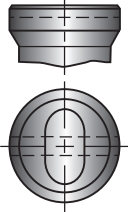
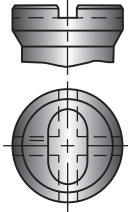
Whether you need storage systems, grinders, urethane rolls, hand tools or related supplies, we offer a wide range of solutions to help you be more productive, organized and efficient.



# SHAPES

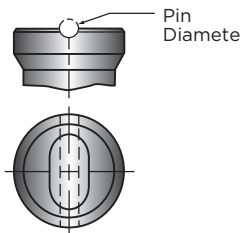
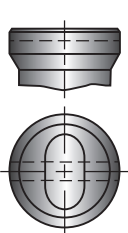
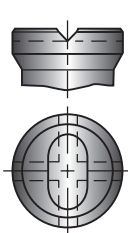
<b>SS-1</b> 	<b>SS-2</b> 	<b>SS-3</b> 	<b>SS-4</b> 	<b>SS-5</b> 	<b>SS-6</b> 
<b>SS-7</b> 	<b>SS-8</b> 	<b>SS-9</b> 	<b>SS-10</b> 	<b>SS-11</b> 	<b>SS-12</b> 
<b>SS-13</b> 	<b>SS-14</b> 	<b>SS-15</b> 	<b>SS-16</b> 	<b>SS-17</b> 	<b>SS-18</b> 
<b>SS-19</b> 	<b>SS-20</b> 	<b>SS-21</b> 	<b>SS-22</b> 	<b>SS-23</b> 	<b>SS-24</b> 
<b>SS-25</b> 	<b>SS-26</b> 	<b>SS-27</b> 	<b>SS-28</b> 	<b>SS-29</b> 	<b>SS-30</b> 
<b>SS-31</b> 	<b>SS-32</b> 	<b>SS-33</b> 	<b>SS-34</b> 	<b>SS-35</b> 	<b>SS-36</b> 
<b>SS-37</b> 	<b>SS-38</b> 	<b>SS-40</b> 	<b>SS-42</b> 	<b>SS-86</b> 	<b>SS-87</b> 

## KEYING

SINGLE "U" — DIRECTION A	SINGLE "U" — DIRECTION B	DOUBLE "U"
		

STANDARD U SIZES AVAILABLE (must always be specified).  
Special sizes available on request.

(1/4") .251-.253 Wide x .13-.14 Deep  
[4mm] .158-.160 Wide x .08-.09 Deep

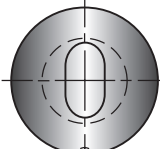
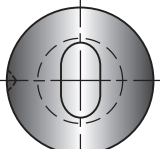
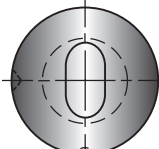
SINGLE "V" — DIRECTION A	SINGLE "V" — DIRECTION B	DOUBLE "V"
		

STANDARD V SIZES AVAILABLE (must always be specified).  
Special sizes available on request.

To suit 3/16" Diameter Pin

To suit 5mm Diameter Pin

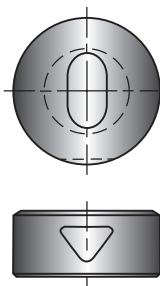
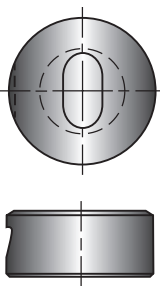
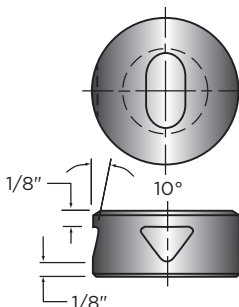
## SPOT DRILLS

DIRECTION A	DIRECTION B	DIRECTION AB
		

STANDARD SPOT DRILL AVAILABLE (must always be specified).  
3/8" Drill Point (halfway up die thickness).

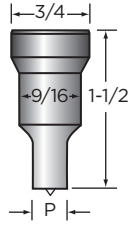
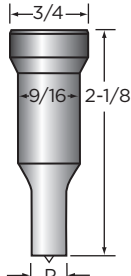
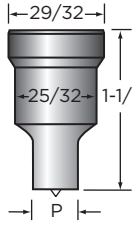
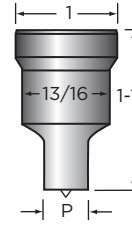
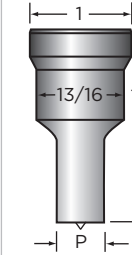
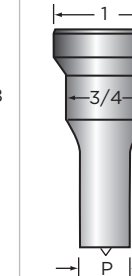
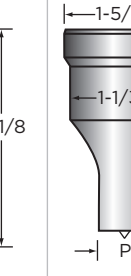
Special sizes available on request.

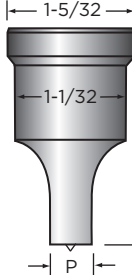
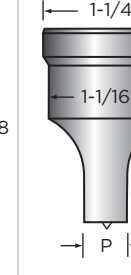
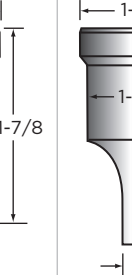
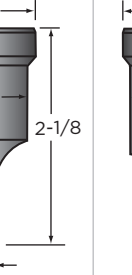
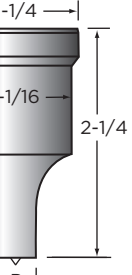
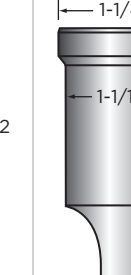
## WHISTLE NOTCH LOCATOR

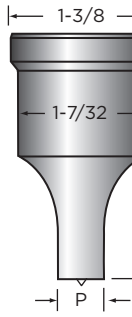
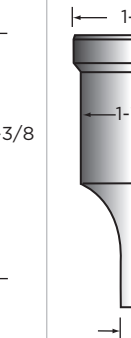
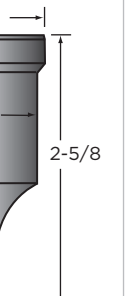
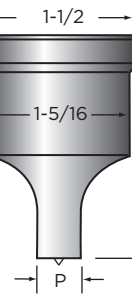

DIRECTION A	DIRECTION B	DIRECTION AB
		

All standard shaped punches and dies are stocked without keying or locators. Keying or locators can be supplied on request.

## STOCK – ROUND PUNCHES

PART NO. 14	PART NO. 16	PART NO. 17	PART NO. 19	PART NO. 110	PART NO. 111	PART NO. 112
1/8" - 9/16"	1/8" - 9/16"	1/8" - 13/16"	1/8" - 13/16"	3/16" - 13/16"	3/16" - 3/4"	1/8" - 1-1/16"
						

PART NO. 112L	PART NO. 115	PART NO. 116	PART NO. 117	PART NO. 119	PART NO. 119L
1/4" - 1-1/16"	7/32" - 1-1/16"	1/8" - 1-1/8"	3/16" - 1-1/8"	3/16" - 1-1/8"	5/16" - 1-1/16"
					

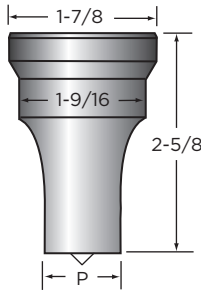
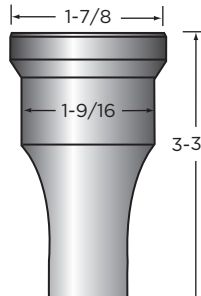
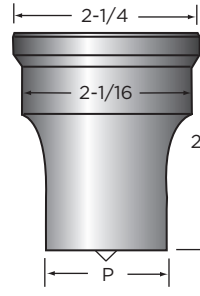
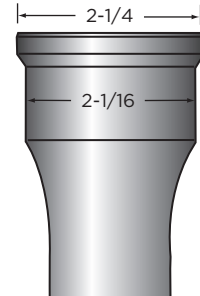
PART NO. 120	PART NO. 121	PART NO. 123	PART NO. 123L	PART NO. 126
1/8" - 1-1/4"	3/16" - 1-1/4"	1/4" - 1-5/16"	1/4" - 1-5/16"	5/32" - 1-9/16"
				

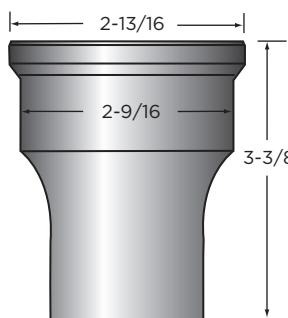
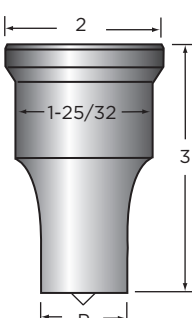
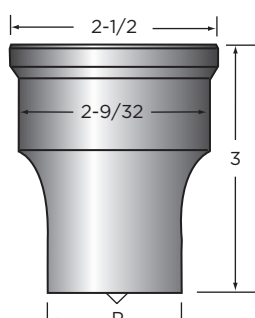
Range in 1/32" increments.

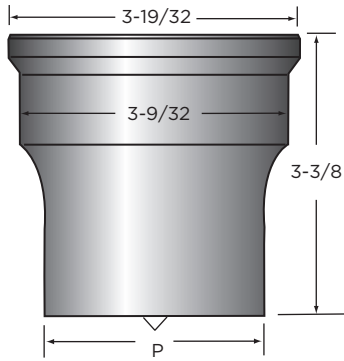
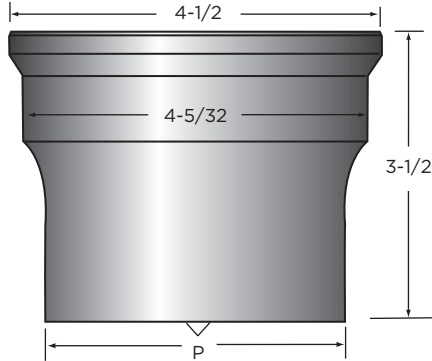
STOCK – ROUND PUNCHES

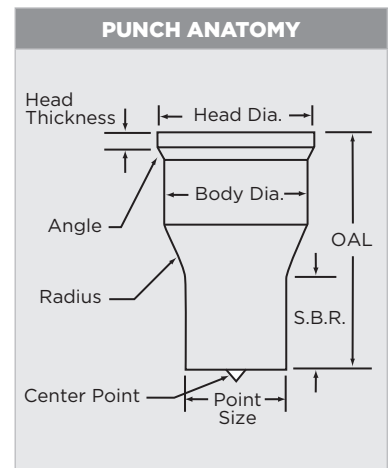
# NON-STOCK – ROUND PUNCHES

NON-STOCK – ROUND PUNCHES

PART NO. I28*	PART NO. I29*	PART NO. I30*	PART NO. I31*
11/16" – 1-9/16"	11/16" – 1-9/16"	15/16" – 2-1/16"	15/16" – 2-1/16"
			

PART NO. I32*	PART NO. I34*	PART NO. I37*
1-1/16" – 2-9/16"	13/16" – 1-25/32"	1-1/16" – 2-9/32"
		

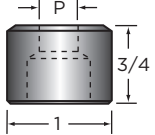
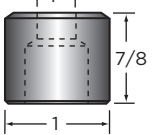
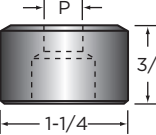
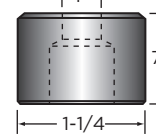
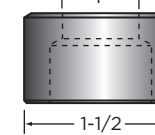
PART NO. I39*	PART NO. I40*
1-1/2" – 3-9/32"	1-3/4" – 4-5/32"
	

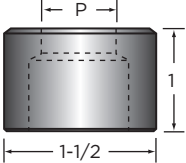
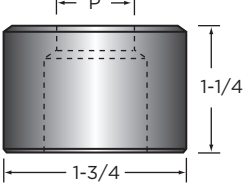
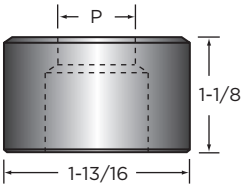
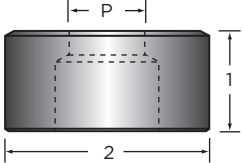


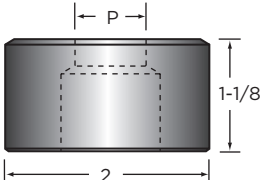
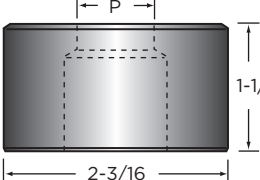
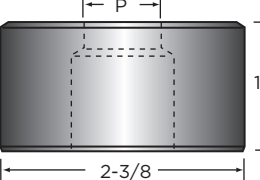
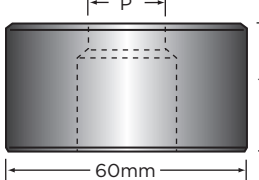
\*MADE TO ORDER

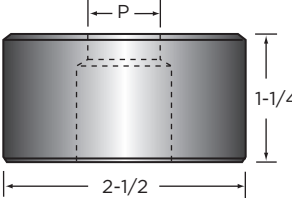
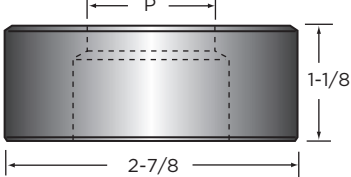
Range in 1/32" increments.

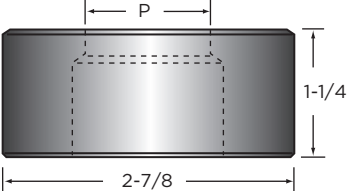
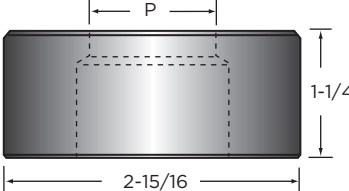
## STOCK – ROUND DIES

PART NO. 141*	PART NO. 142	PART NO. 143,5*	PART NO. 143	PART NO. 145
5/32" - 3/4"	5/32" - 25/32"	5/32" - 15/16"	5/32" - 15/16"	5/32" - 1-1/8"
				

PART NO. 146	PART NO. 152	PART NO. 155	PART NO. 159
5/32" - 1-3/16"	3/16"	1/8" - 1-3/8"	5/32" - 1-7/16"
			

PART NO. 160	PART NO. 161*	PART NO. 162	PART NO. 160mm*
5/32" - 1-17/32"	5/32" - 1-1/2"	3/16" - 1-5/8"	1/8" - 1-5/8"
			

PART NO. 165	PART NO. 188*
7/32" - 1-11/16"	5/32" - 1-3/4"
	

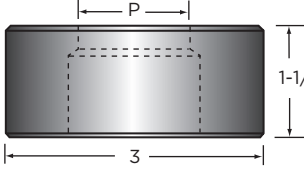
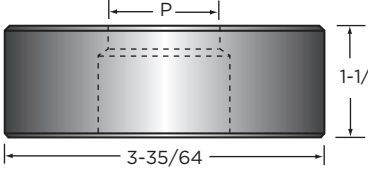
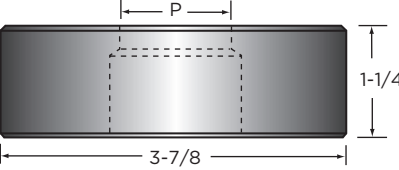
PART NO. 189*	PART NO. 190*
5/32" - 1-3/4"	5/32" - 1-7/8"
	

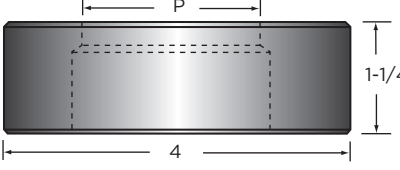
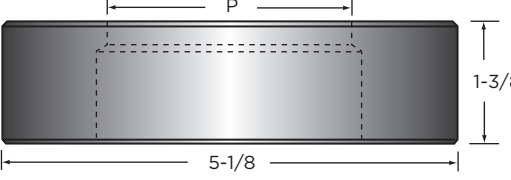
\*MADE TO ORDER

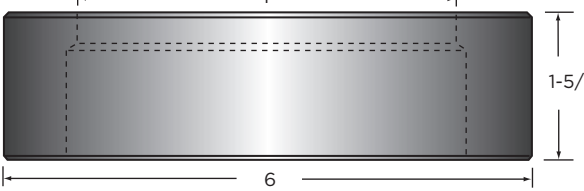
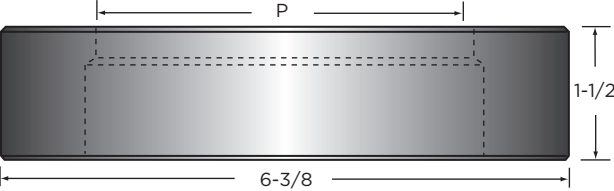
STOCK – ROUND DIES

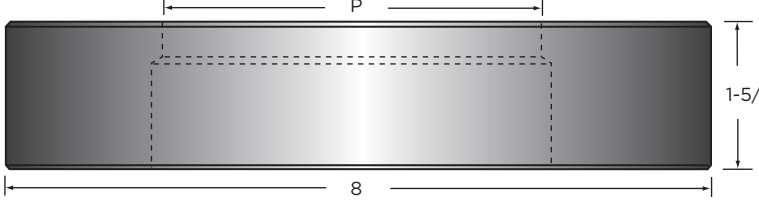
# NON-STOCK – ROUND DIES

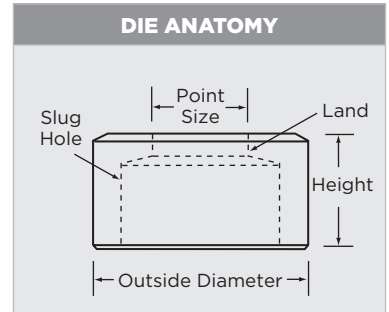
NON-STOCK – ROUND DIES

PART NO. 171*	PART NO. 191MM*	PART NO. 192*
5/32" - 1-7/8"	5/32" - 2-9/32"	5/32" - 2-1/2"
		

PART NO. 172*	PART NO. 194*
5/32" - 3"	5/32" - 4"
	

PART NO. 173*	PART NO. 196*
5/32" - 5"	5/32" - 5"
	

PART NO. 174*
5/32" - 6-3/4"




\*MADE TO ORDER

# STOCK – SQUARE PUNCHES & DIES



## Stock – Square Punches

SIZE (inches)	PART NO.			
	IS12	IS16	IS20	IS26
1/4				
9/32				
5/16				
11/32	■	■		
3/8				
13/32				■
7/16				
15/32		■		
1/2	■			
17/32	■			
9/16	■		■	
19/32		■	■	
5/8				
21/32				■
11/16				
23/32				
3/4				
25/32			■	
13/16				
7/8				
15/16				
1				
1-1/16				

## Stock – Square Dies

SIZE (inches)	PART NO.			
	IS55	IS58	IS59	IS62
9/32				
5/16				
11/32				
3/8	■			
13/32		■		
7/16				
15/32				
1/2		■		■
17/32		■		
9/16				
19/32			■	
5/8				■
21/32				
11/16				
23/32				
3/4	■			■
25/32				
13/16				
27/32	■		■	
7/8				
29/32			■	
15/16				
31/32				
1			■	■
1-1/32				
1-1/16				■
1-3/32				
1-1/8				

■ Represents stock square size.

See page 5 if keying required on punch or die.



## STOCK – OBLONG PUNCHES


STOCK – OBLONG PUNCHES

SIZE (inches)	PART NO.				SIZE (inches)	PART NO.				SIZE (inches)	PART NO.			
	IO12	IO16	IO20	IO26		IO12	IO16	IO20	IO26		IO12	IO16	IO20	IO26
3/16 x 3/4		●			7/16 x 9/16			●	●	11/16 x 1-1/8				
3/16 x 1					7/16 x 3/4		●			11/16 x 1-1/4				
7/32 x 7/16					7/16 x 7/8	●				11/16 x 1-1/2				
7/32 x 1					7/16 x 1			●		3/4 x 1				
1/4 x 1/2				●	7/16 x 1-1/16					3/4 x 1-1/4				
1/4 x 3/4					7/16 x 1-1/4				●	3/4 x 1-1/2				●
1/4 x 1					7/16 x 1-1/2					13/16 x 1				
9/32 x 9/16		●	●		15/32 x 1			●		13/16 x 1-1/16				
9/32 x 3/4	●				1/2 x 3/4	●				13/16 x 1-1/8				●
9/32 x 1					1/2 x 1			●		13/16 x 1-1/4				
5/16 x 1/2		●			1/2 x 1-1/16			●		13/16 x 1-1/2				●
5/16 x 5/8					1/2 x 1-1/4					7/8 x 1-1/4				
5/16 x 3/4	●				1/2 x 1-1/2					7/8 x 1-1/2				●
5/16 x 1					17/32 x 1				●	15/16 x 1-1/16				
5/16 x 1-1/16					17/32 x 1-1/16			●		15/16 x 1-1/18				
5/16 x 1-1/4					17/32 x 1-1/4			●		15/16 x 1-1/4				●
5/16 x 1-1/2					17/32 x 1-1/2				●	15/16 x 1-1/2				
11/32 x 11/16		●	●		9/16 x 3/4					15/16 x 1-9/16				
11/32 x 1		●	●		9/16 x 1		●	●		1 x 1-1/4				●
11/32 x 1-1/4					9/16 x 1-1/16					1 x 1-1/2				
3/8 x 1/2					9/16 x 1-1/8					1 x 1-9/16				
3/8 x 3/4					9/16 x 1-1/4					1-1/16 x 1-1/4				
3/8 x 1					9/16 x 1-1/2					1-1/16 x 1-5/16				
3/8 x 1-1/4					5/8 x 1					1-1/16 x 1-1/2				
3/8 x 1-1/2					5/8 x 1-1/4					1-1/16 x 1-9/16				
13/32 x 13/16					5/8 x 1-1/2					1-1/8 x 1-1/2				
13/32 x 1					11/16 x 1									
13/32 x 1-1/4					11/16 x 1-1/16									

● Represents stock oblong size.

See page 5 if keying required on punch or die.

## STOCK – OBLONG DIES




SIZE (inches)	PART NO.			
	IO55	IO58	IO59	IO62
7/32 x 25/32			■	
7/32 x 1-1/32				
1/4 x 15/32				
1/4 x 1-1/32				
9/32 x 17/32				
9/32 x 25/32				
9/32 x 1-1/32				
5/16 x 17/32				
5/16 x 19/32				
5/16 x 25/32	■			
5/16 x 1-1/32				
11/32 x 17/32				■
11/32 x 21/32				
11/32 x 25/32				
11/32 x 1-1/32		■		
11/32 x 1-3/32				
11/32 x 1-9/32				
11/32 x 1-17/32				
3/8 x 23/32			■	
3/8 x 25/32				
3/8 x 1-1/32			■	
3/8 x 1-3/32				
3/8 x 1-9/32				
3/8 x 1-5/16				
13/32 x 17/32				
13/32 x 25/32		■		
13/32 x 1-1/32	■	■		
13/32 x 1-9/32				■
13/32 x 1-17/32				
7/16 x 25/32				
7/16 x 27/32			■	
7/16 x 1-1/32				■
7/16 x 1-9/32			■	
7/16 x 1-5/16				
15/32 x 19/32				
15/32 x 25/32				
15/32 x 29/32				
15/32 x 1-1/32			■	
15/32 x 1-3/32	■			
15/32 x 1-9/32		■		
15/32 x 1-17/32				

SIZE (inches)	PART NO.			
	IO55	IO58	IO59	IO62
1/2 x 25/32				
1/2 x 1-1/32				
1/2 x 1-1/16				
1/2 x 1-5/16				
1/2 x 1-9/32				
17/32 x 25/32				
17/32 x 1-1/32				
17/32 x 1-3/32			■	
17/32 x 1-9/32				
17/32 x 1-17/32				
9/16 x 25/32				
9/16 x 13/16			■	
9/16 x 1-1/32				■
9/16 x 1-1/16				
9/16 x 1-3/32			■	
9/16 x 1-1/8				
9/16 x 1-3/16				
9/16 x 1-9/32	■			■
9/16 x 1-5/16				
9/16 x 1-17/32				■
9/16 x 1-9/16				
19/32 x 25/32				
19/32 x 1-1/32			■	
19/32 x 1-1/16	■			
19/32 x 1-3/32				
19/32 x 1-5/32				
19/32 x 1-9/32				
19/32 x 1-5/16				
19/32 x 1-17/32				
19/32 x 1-9/16				

■ Represents stock oblong size.

See page 5 if keying required on punch or die.

## STOCK — OBLONG DIES



STOCK — OBLONG DIES

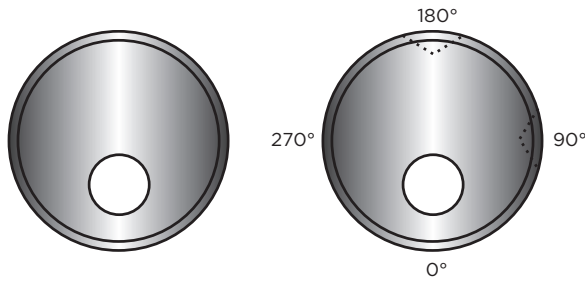
SIZE (inches)	PART NO.			
	IO55	IO58	IO59	IO62
5/8 x 13/16				
5/8 x 1-1/16				
5/8 x 1-1/8			■	
5/8 x 1-3/16				
5/8 x 1-5/16				
5/8 x 1-9/16				
21/32 x 1-1/32				
21/32 x 1-9/32			■	
21/32 x 1-17/32				
11/16 x 1-1/32				
11/16 x 1-1/16				
11/16 x 1-9/32				
11/16 x 1-5/16			■	
11/16 x 1-9/16				
23/32 x 1-1/32				
23/32 x 1-3/32	■			
23/32 x 1-5/32				
23/32 x 1-9/32				■
23/32 x 1-17/32				
3/4 x 1-1/32				
3/4 x 1-1/16				
3/4 x 1-1/8	■			
3/4 x 1-3/16				
3/4 x 1-9/32				
3/4 x 1-5/16				
3/4 x 1-9/16				■
25/32 x 1-1/32				
25/32 x 1-9/32				
25/32 x 1-17/32				
13/16 x 1-1/32				
13/16 x 1-1/16				■
13/16 x 1-9/32				
13/16 x 1-5/16				
13/16 x 1-9/16				
27/32 x 1-1/32				
27/32 x 1-3/32				
27/32 x 1-5/32				
27/32 x 1-9/32				
27/32 x 1-17/32				

SIZE (inches)	PART NO.			
	IO55	IO58	IO59	IO62
7/8 x 1-1/16				
7/8 x 1-1/8				
7/8 x 1-3/16				
7/8 x 1-5/16				
7/8 x 1-9/16				
29/32 x 1-9/32				
29/32 x 1-17/32				
15/16 x 1-5/16			■	
15/16 x 1-9/16				■
31/32 x 1-3/32				
31/32 x 1-5/32				
31/32 x 1-9/32			■	
31/32 x 1-17/32				■
1 x 1-1/8				
1 x 1-3/16				
1 x 1-5/16				■
1 x 1-9/16				■
1 x 1-5/8				
1-1/32 x 1-9/32			■	■
1-1/32 x 1-17/32				
1-1/32 x 1-19/32				
1-1/16 x 1-5/16			■	
1-1/16 x 1-9/16				
1-1/16 x 1-5/8				■
1-3/32 x 1-9/32				
1-3/32 x 1-11/32				
1-3/32 x 1-17/32				■
1-1/8 x 1-5/16				
1-1/8 x 1-3/8				
1-1/8 x 1-9/16				
1-1/8 x 1-5/8				
1-5/32 x 1-17/32				
1-3/16 x 1-9/16				

■ Represents stock oblong size.

See page 5 if keying required on punch or die.

# OFFSET FLAT TOP (ECCENTRIC) DIES – STYLE 128

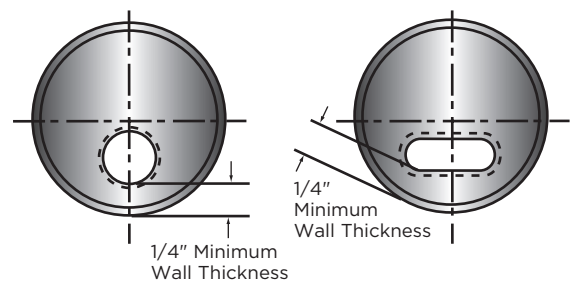
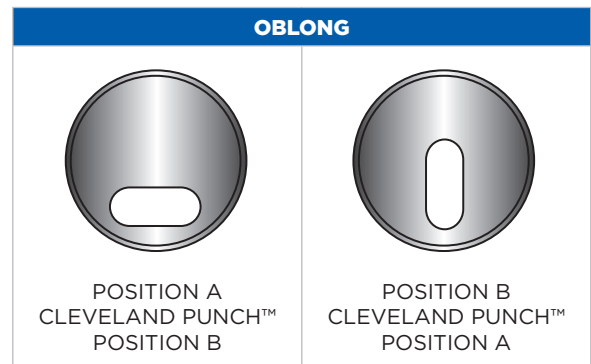
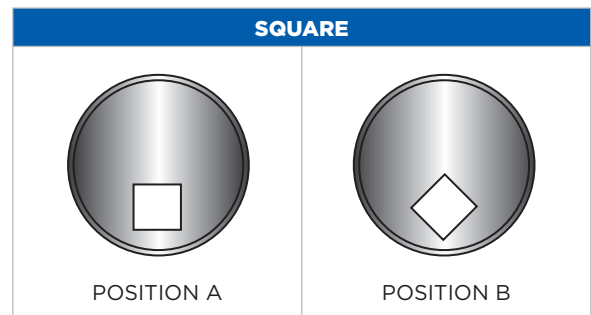



Spot drills will be supplied as shown (when requested).

## Stock Round Offset Dies – Style 128

SIZE (inches)	PART NUMBER		
	I55128	I59128	I62128
5/32			
3/16			
7/32		●	
1/4			
9/32	●		
5/16			
11/32		●	
3/8			
13/32			
7/16	●		
15/32	●		
1/2			
17/32	●	●	
9/16			
19/32		●	●
5/8			
21/32	●	●	
11/16		●	
23/32		●	●
3/4			
25/32			
13/16			
27/32			●
7/8			●
29/32			
15/16		●	
31/32			●
1			
1-1/32			
1-1/16			
1-3/32			
1-1/8			

● Represents stock round size.

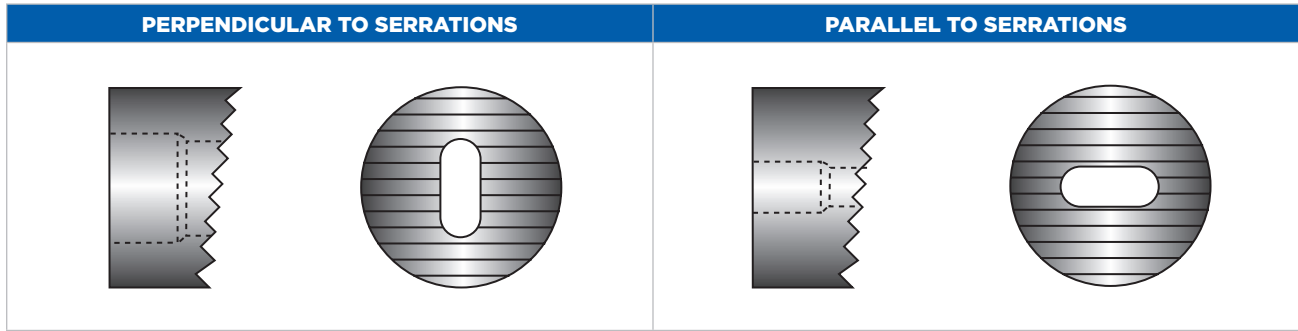


Style 128 Offset dies are manufactured with a minimum wall thickness (front hole wall to die outside diameter) of 1/4". Stock round Style 128 offset dies are supplied **without** locators. Locators can be furnished on request.

OFFSET DIES – STYLE 128

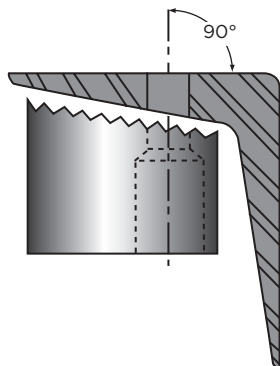
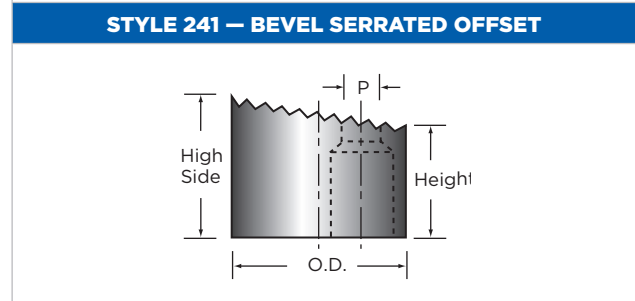
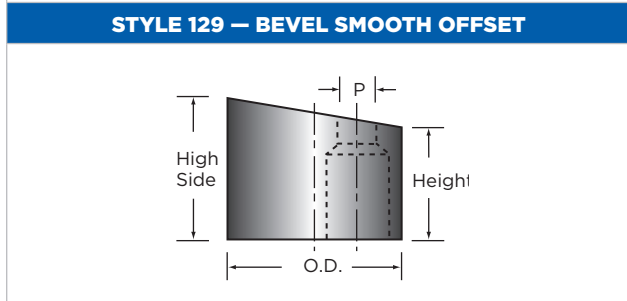
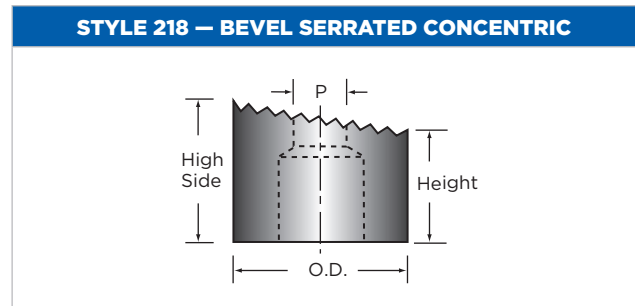
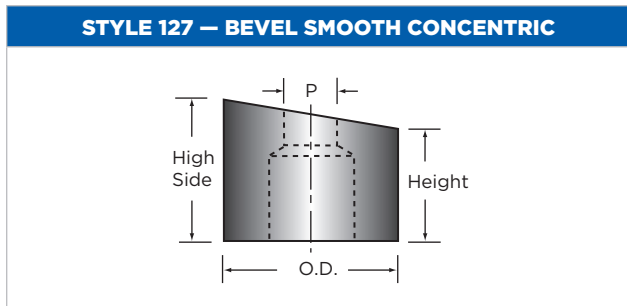
## SPECIALTY DIES

**Specialty Ironworker Dies** are made to order. Style 129 and Style 241 offset dies, are manufactured with a minimum wall thickness (front hole wall to die outside diameter) of 1/4".



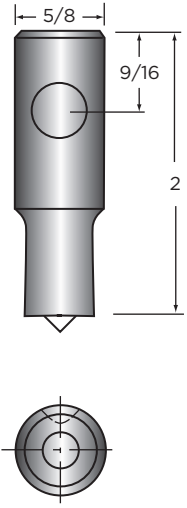
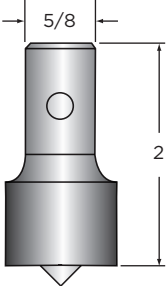
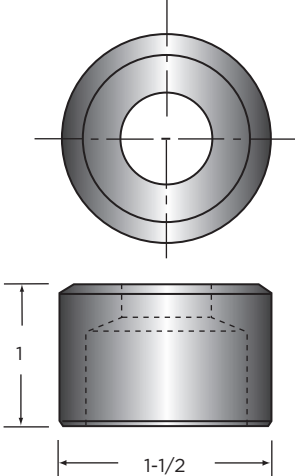
**Bevel Smooth Dies** are designed especially for use in punching structural shapes such as I-beams, channels and angle iron, bevel smooth dies are recommended where the material punched is angled or does not have a uniform thickness.

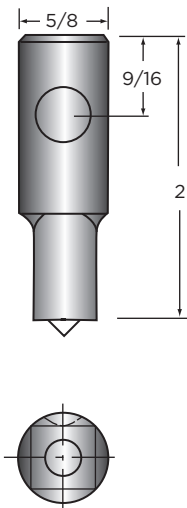
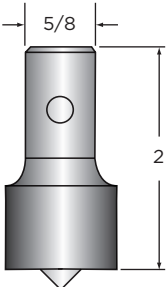
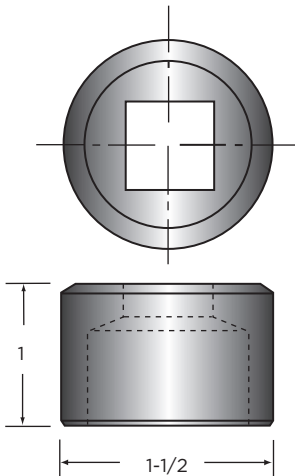
**Bevel Serrated Dies** are recommended where there is a tendency for the material to slip during punching, the top surface of serrated dies will grab the material more securely and help hold it in place during the punching operation.



Most large structural shapes have a standard angle. All our bevel dies match this angle to ensure that the hole will be perpendicular to the outside surface.

# BATEMAN™ / LEHMAN™

PART NO. I158*	PART NO. I158K*	PART NO. I46
1/8" - 5/8"	21/32" - 1"	5/32" - 1-3/16"
<p><b>Round Punch</b></p> 	<p><b>Round Punch</b></p> 	<p><b>Round Die</b></p> 

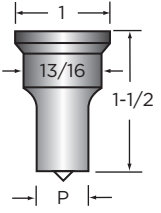
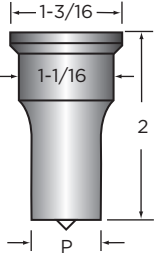
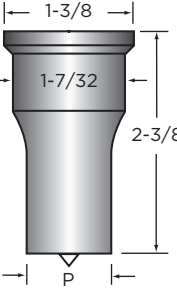
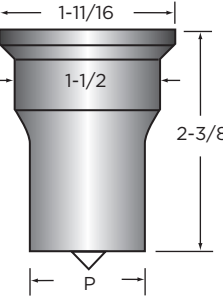
PART NO. IS158*	PART NO. IS158K*	PART NO. IS46*
7/32" - 7/16"	15/32" - 25/32"	1/4" - 13/16"
<p><b>Square Punch</b></p> 	<p><b>Square Punch</b></p> 	<p><b>Square Die</b></p> 

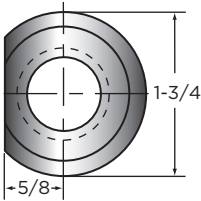
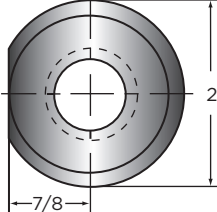
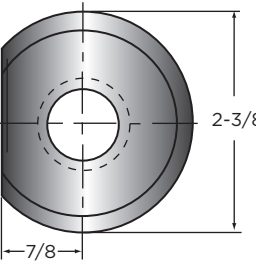
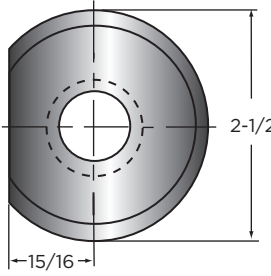
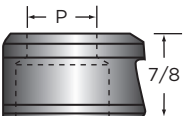
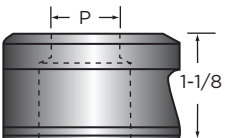
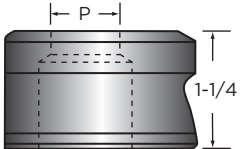
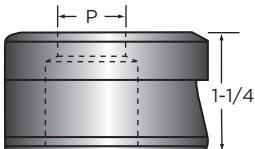
\*MADE TO ORDER

Range in 1/32" increments.

BATEMAN™ / LEHMAN™

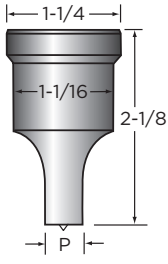
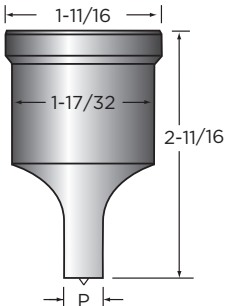
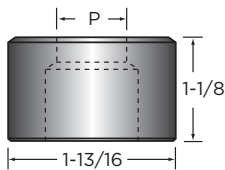
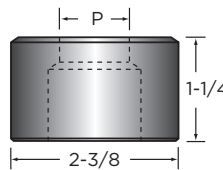
## BUFFALO™ PUNCHES & DIES

PART NO. I362*	PART NO. I664*	PART NO. I903*	PART NO. I3T-10220*
1/8" - 13/16"	3/16" - 1-1/8"	1/8" - 1-1/4"	3/16" - 1-1/2"
			

PART NO. I85350 (0)	PART NO. I14020 (1/2)	PART NO. I665 (1-1/2)	PART NO. I904 (2-1/2)
5/32" - 1-5/32"	5/32" - 1-7/32"	5/32" - 1-9/32"	5/32" - 1-9/16"
			
			

\*MADE TO ORDER Range in 1/32" increments. Also available as oblongs, rectangles and squares – both punch and die.

## EDWARDS™ TOOLING

PART NO. I16	PART NO. I26	PART NO. I55	PART NO. I62
1/8" - 1-1/8"	5/32" - 1-9/16"	1/8" - 1-3/8"	3/16" - 1-5/8"
			

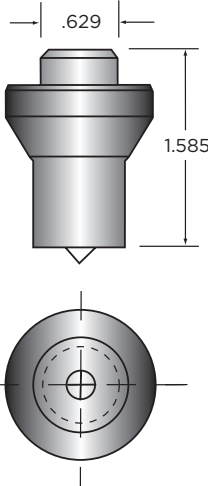
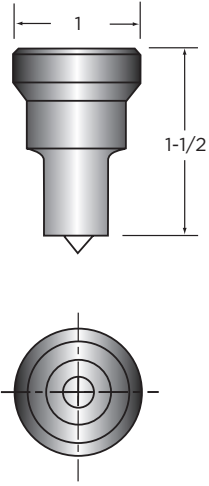
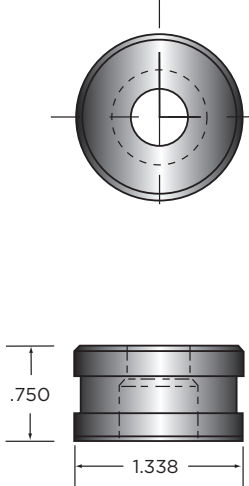
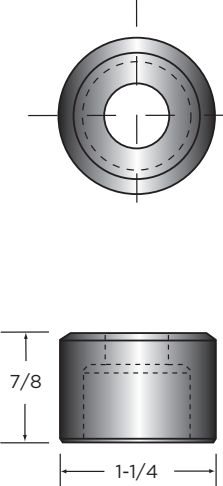
\*MADE TO ORDER

Range in 1/32" increments.

Also available as oblongs, rectangles and squares.

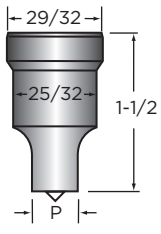
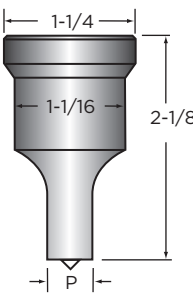
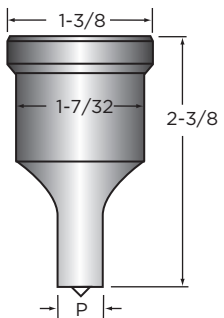
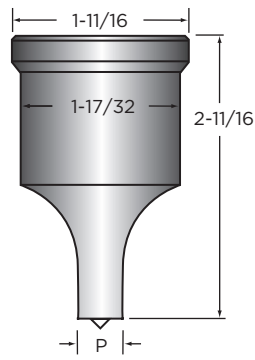
## ENERPAC™ PUNCHES & DIES

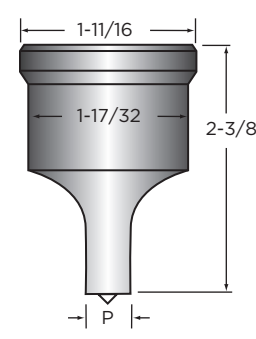
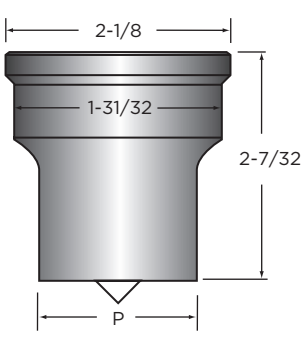
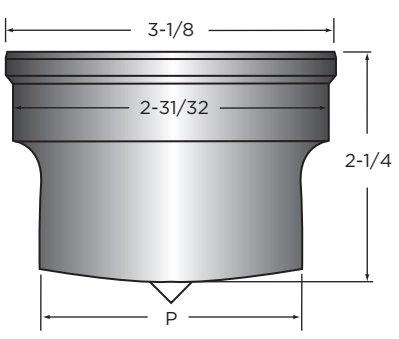
Round Punches and Dies for ENERPAC™, POWER TEAM™ and HUSKIE™ Portable Hydraulic Punches

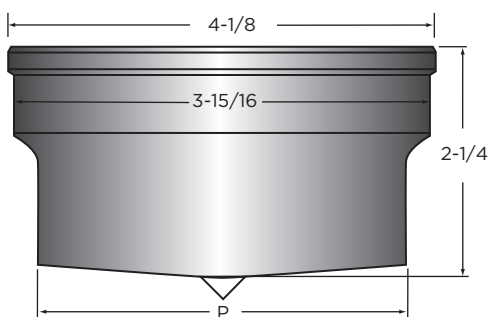
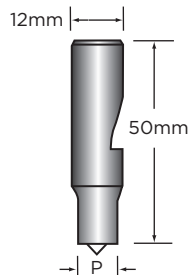
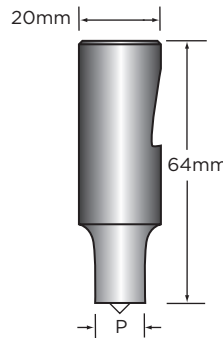
PART NO. I105*	PART NO. I9	PART NO. I44*	PART NO. I43
3/16" - 13/16"	1/8" - 13/16"	7/32" - 7/8"	5/32" - 15/16"
			

Also available as oblongs and squares.

# GEKA™ PUNCHES

PART NO. I7	PART NO. I16	PART NO. I20	PART NO. I26
1/8" - 13/16"	1/8" - 1-1/8"	1/8" - 1-1/4"	5/32" - 1-9/16"
			

PART NO. I26S*	PART NO. I30GOS*	PART NO. I39GOS*
1/8" - 1-9/16"	1-1/2" - 1-15/16"	1-7/8" - 2-15/16"
		

PART NO. I40GOS*	IMM12 STRAIGHT SHANK*	IMM20 STRAIGHT SHANK*
2-7/8" - 3-13/16"	3mm - 12mm	3mm - 20mm
		

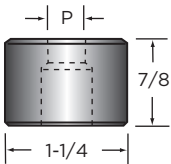
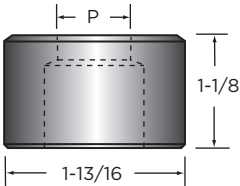
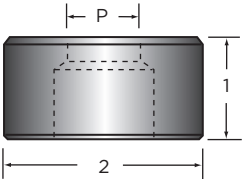
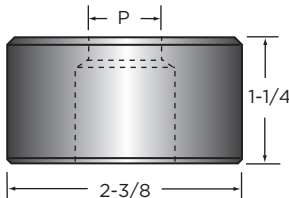
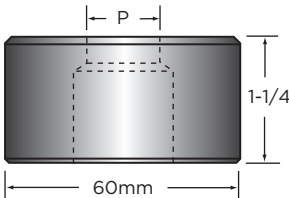
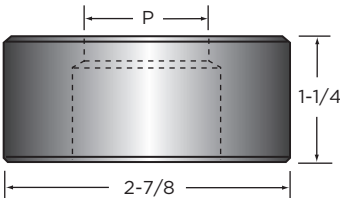
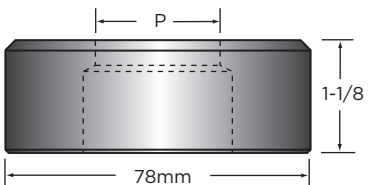
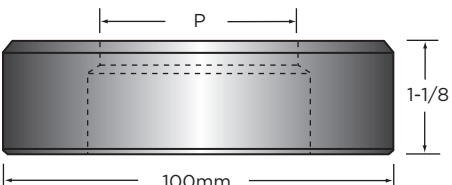
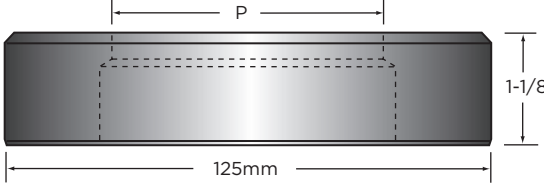
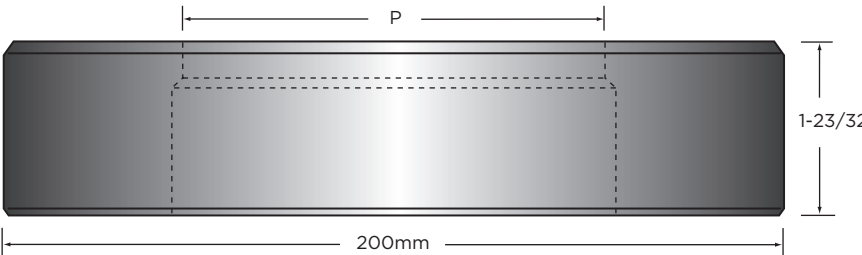
\*MADE TO ORDER  
Range in 1/32" increments.

See page 5 if keying required.

Also available as oblongs, rectangles and squares.

GEKA™

# GEKA™ DIES

<p><b>PART NO. I43</b></p> <p>5/32" - 15/16"</p> 	<p><b>PART NO. I55</b></p> <p>1/8" - 1-3/8"</p> 	<p><b>PART NO. I59</b></p> <p>5/32" - 1-7/16"</p> 	
<p><b>PART NO. I62</b></p> <p>3/16" - 1-5/8"</p> 	<p><b>PART NO. I60MM*</b></p> <p>7/32" - 1-5/8"</p> 	<p><b>PART NO. I89*</b></p> <p>5/32" - 1-3/4"</p> 	
<p><b>PART NO. I78MM* (OVERSIZE)</b></p> <p>1-1/2" - 2-5/16"</p> 		<p><b>PART NO. I100MM* (OVERSIZE)</b></p> <p>2-1/8" - 3-3/16"</p> 	
<p><b>PART NO. I125MM* (OVERSIZE)</b></p> <p>3" - 4-3/16"</p>			
<p><b>PART NO. I200MM* (OVERSIZE)</b></p> <p>4" - 6-7/16"</p>			

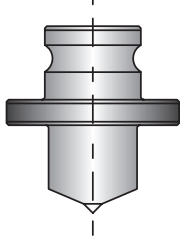
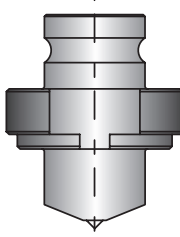

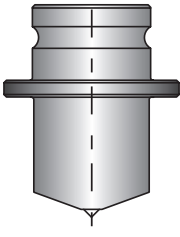
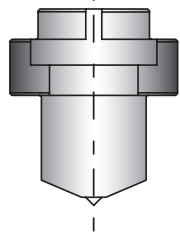

\*MADE TO ORDER  
Range in 1/32" increments.

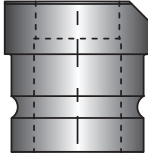
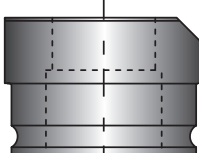
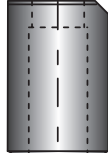
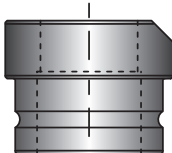
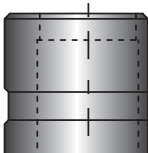
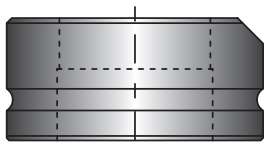
See page 5 if keying required.

Also available as oblongs, rectangles and squares.

# HOUGEN™ / OGURA™ TOOLING

HOUGEN™ / OGURA™

PART NO. I75001P*	PART NO. I75002P*	PART NO. I75003P*
5/32" - 7/16"	1/4" - 11/16"	1/4" - 25/32"
		
PART NO. I75004P*	PART NO. I75005P*	PART NO. I75006P*
1/4" - 25/32"	7/16" - 7/8"	7/16" - 15/16"
		

PART NO. I75001D*	PART NO. I75002D*	PART NO. I75003D*
5/32" - 1/2"	1/4" - 3/4"	1/4" - 7/8"
		
PART NO. I75004D*	PART NO. I75005D*	PART NO. I75006D*
1/4" - 7/8"	7/16" - 31/32"	7/16" - 1-1/16"
		

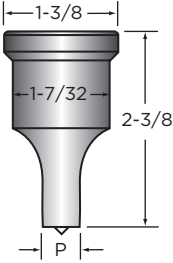
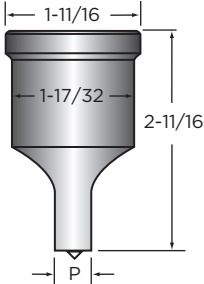
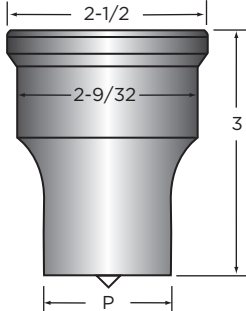
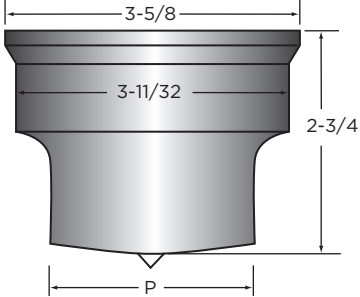
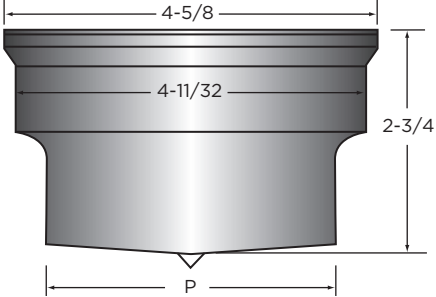
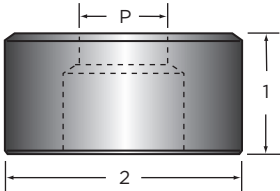
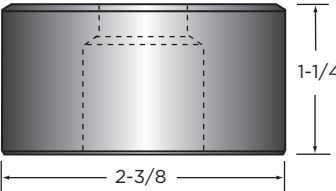
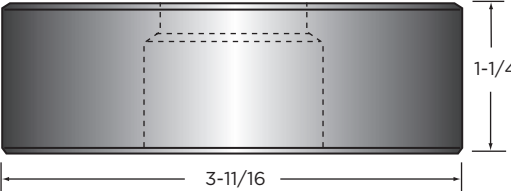
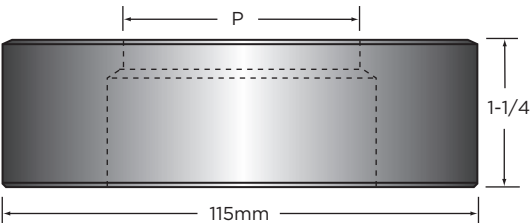
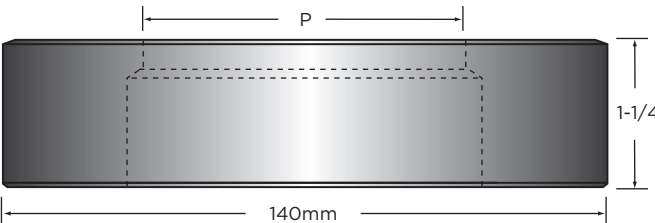
14 ga. - 11 ga. = A Clearance = 1/32  
 10 ga. - 3 ga. = B Clearance = 1/16  
 1/4 ga. - 3/8 ga. = C Clearance = 3/32  
 3/8 ga. - 1/2 ga. = D Clearance = 1/8

e.g. 75004D 5/8 C (5/8 Punch, Die with 3/32 Clearance)  
 75004P 5/8

**Also available as oblongs, rectangles and squares.**

\*MADE TO ORDER  
 Range in 1/32" increments.

# KINGSLAND™ TOOLING

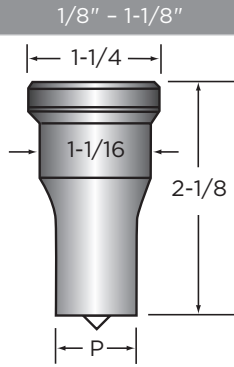
PART NO. I20	PART NO. I26	PART NO. I37
1/8" - 1-1/4"	5/32" - 1-9/16"	1-1/16" - 2-9/32"
		
PART NO. I9010*		PART NO. I9011*
57mm - 85mm (2.244" - 3.346")		85mm - 110mm (3.346" - 4.331")
		
PART NO. I59	PART NO. I62	PART NO. I9024*
5/32" - 1-7/16"	3/16" - 1-5/8"	28mm - 57mm (1.102" - 2.244")
		
PART NO. I9025*		PART NO. I9026*
57mm - 85mm (2.244" - 3.346")		85mm - 110mm (3.346" - 4.331")
		

\*MADE TO ORDER See page 5 if keying required on punch or die.  
Range in 1/32" increments.

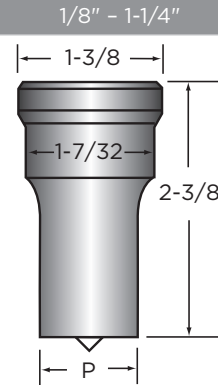
Also available as oblongs, rectangles and squares.

# MUBEA™ PUNCHES

**PART NO. IH1P (I16)**

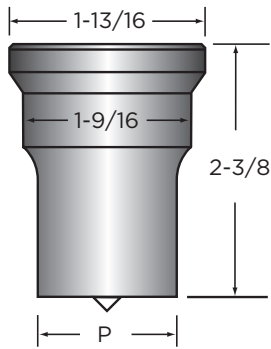


**PART NO. IH2P (I20)**



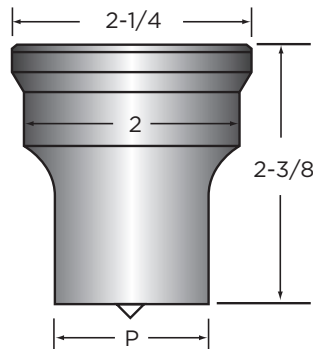
**PART NO. IH3P\***

5/32" - 1-9/16"



**PART NO. IH4P\***

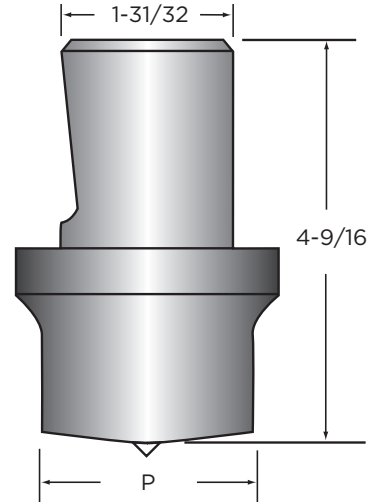
5/32" - 2"



**PART NO. IH5P-1/IH5P-2\***

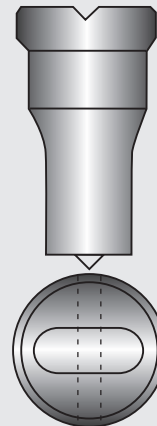
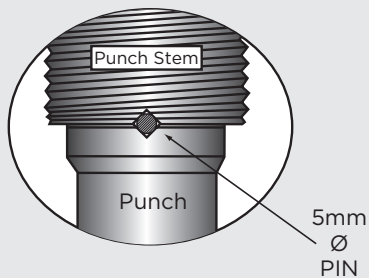
**STYLE I:** 2" - 2-5/8"  
(without Shear)

**STYLE II:** 2-21/32" - 4"  
(with Shear)



## V-GROOVE

IH1P, IH2P, IH3P and IH4P shaped punches require a V-Groove. Must be specified at time of order.



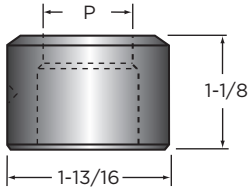
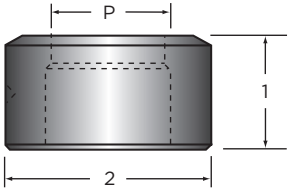
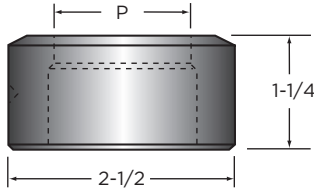
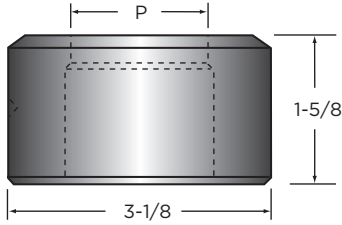
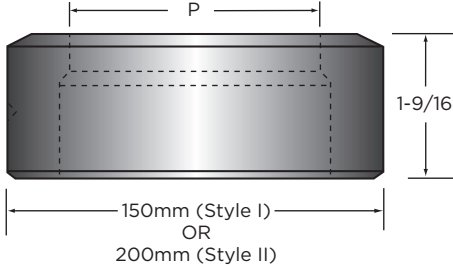
STANDARD UNLESS  
OTHERWISE SPECIFIED  
DIRECTION B

\*MADE TO ORDER

Range in 1/32" increments.

**Also available as oblongs, rectangles and squares.**

## MUBEA™ DIES

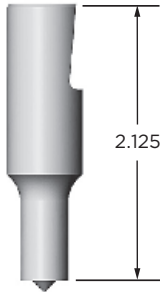

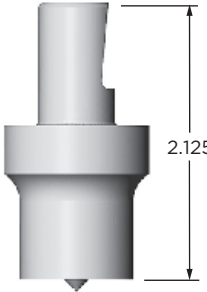
PART NO. IH1D (I55)	PART NO. IH2D (I59)	PART NO. IH3D (I65)
1/8" - 1-3/8"	5/32" - 1-7/16"	7/32" - 1-11/16"
		
PART NO. IH4D*	PART NO. IH5D-1/IH5D-2*	
3/16" - 2-1/16"	STYLE I: 2-1/32" - 2-23/32"	STYLE II: 2-3/4" - 4-1/16"
		

\*MADE TO ORDER

Range in 1/32" increments.

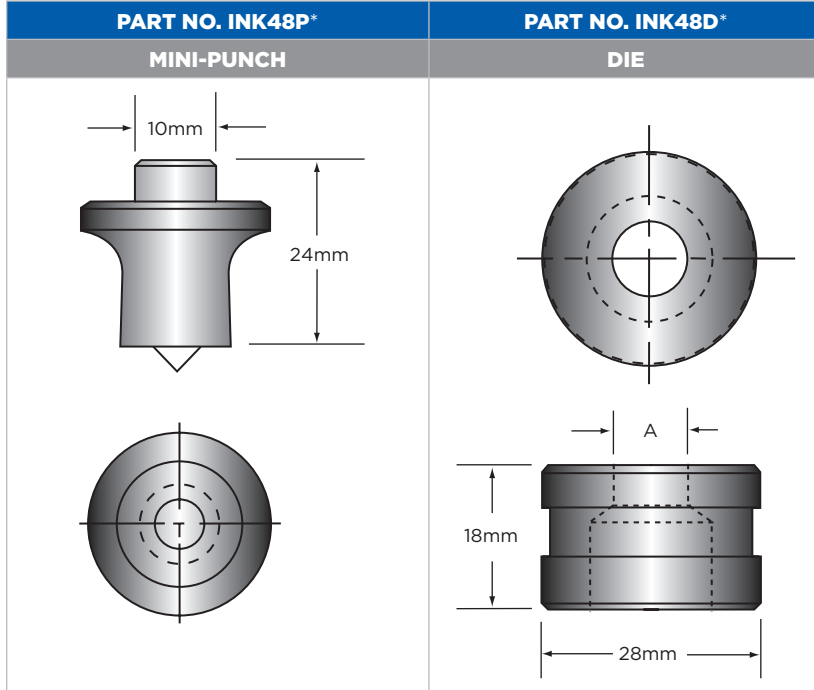
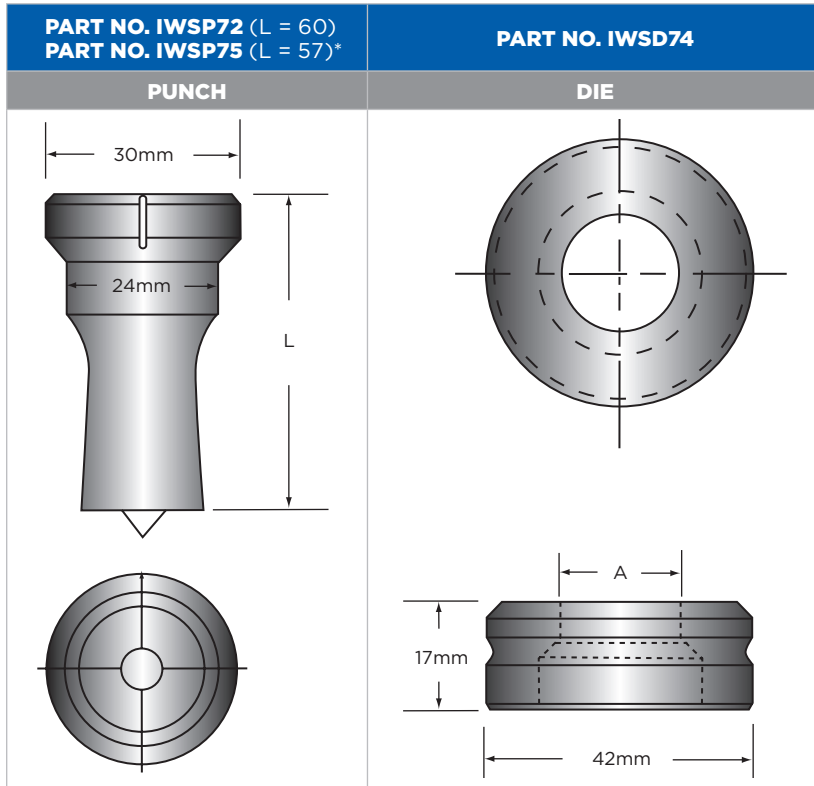
See page 5 if keying required on punch or die.

## MUBEA™ WEDGE LOCK PUNCH

PART NO. IBF10	PART NO. IBF10K	PART NO. IBFZ10
3.0mm - 15.0mm (.118" - .590")	15mm - 28mm (.591" - 1.125")	Min. W 3.0mm (.118") Max. P 28.0mm (1.125")
<p><b>Range — Round</b></p> 	<p><b>Range Knob Style — Round</b></p> 	<p><b>Range — Shape</b></p> 

Also available as oblongs, rectangles and squares.

# NITTO KOHKI™ — STOCK ROUND PUNCHES & DIES



\*MADE TO ORDER      Range in 1/32" increments.      **Also available as oblongs.**

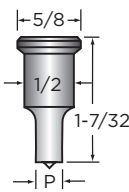
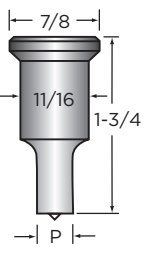
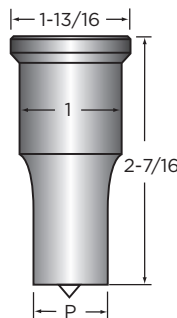
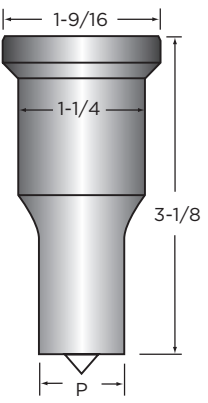
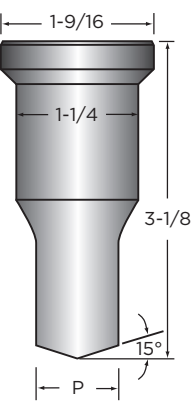
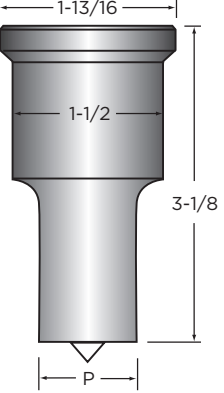
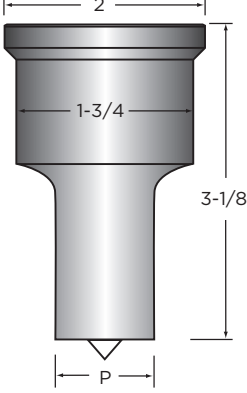
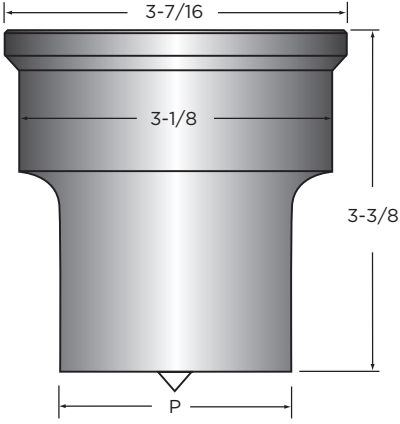
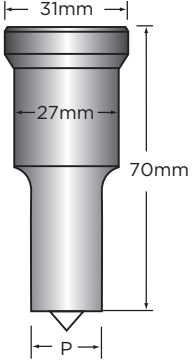
## For Portable Hydraulic Punches

SIZE (in.)	PART NO.	
	IWSP72 (Punch)	IWSD74 (Die)
7/32		
1/4	●	
9/32		
5/16		
11/32		
3/8		
13/32		
7/16		
15/32		
1/2		
17/32		
9/16		
19/32		
5/8	●	
21/32		
11/16		
23/32		
3/4		
25/32		
13/16	●	
27/32		●
7/8		
29/32		
15/16		
31/32		

● Represents stock round size.

NITTO KOHKI™ Punches & Dies  
for Models A-05-1018 & S06-0318

# PEDDINGHAUS™ PUNCHES

PART NO. I232 (W7101)	PART NO. I242 (W7201)	PART NO. I252 (W7401)	PART NO. I272 (W7701)
3/32" - 1/2"	1/8" - 11/16"	1/8" - 1"	7/32" - 1-1/4"
			
PART NO. I274 (W7701)	PART NO. I282*	PART NO. I292*	
7/32" - 1-1/4"	11/16" - 1-1/2"	1" - 1-3/4"	
<b>Chisel Point</b> 			
PART NO. I400P*		PART NO. I19L	
7/32" - 3"		5/16" - 1-1/16"	
			

\*MADE TO ORDER

See page 5 if keying required.

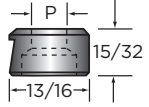
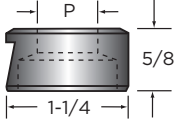
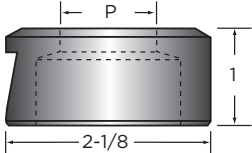
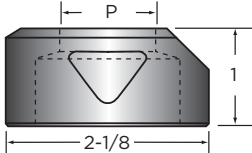
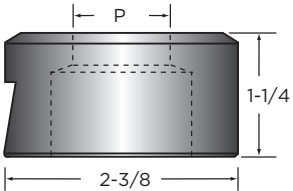
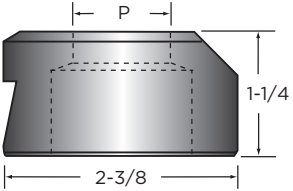
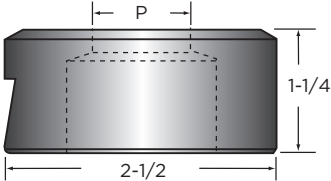
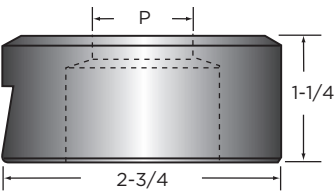
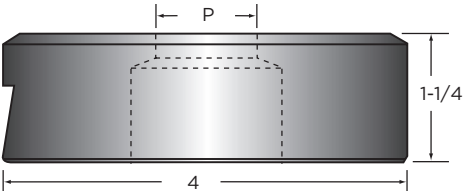
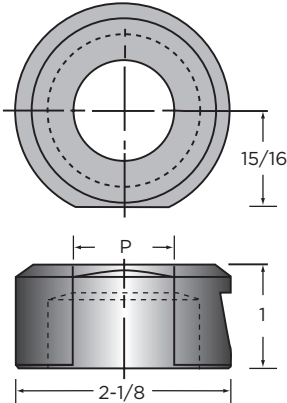
Also available as oblongs, rectangles and squares.

Range in 1/32" increments.

Fabriline™ is a division of Peddinghaus™ Corporation.

PEDDINGHAUS™

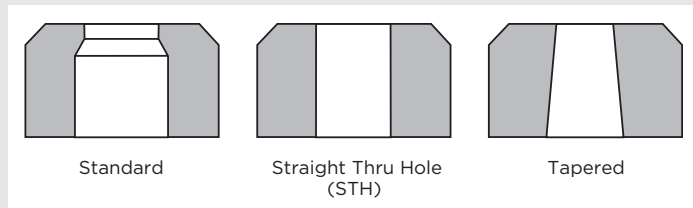
# PEDDINGHAUS™ DIES

PART NO. IW7102(N)	PART NO. IW7202(N)	PART NO. IW7402(N)	PART NO. IW7402(NB)
7/64" - 37/64"	9/64" - 45/64"	9/64" - 1-17/32"	9/64" - 45/64"
<b>with Whistle Notch</b> 	<b>with Whistle Notch</b> 	<b>with Whistle Notch</b> 	<b>with Whistle Notch &amp; Bevel</b> 
<b>PART NO. I62N (I281F)</b>		<b>PART NO. I62NB (I281FB)</b>	
			
<b>PART NO. I65N (I291F)</b> 7/32" - 1-11/16" <b>with Whistle Notch</b>			
<b>PART NO. I400D*</b> 7/32" - 1-1/16" 	<b>PART NO. I403*</b> 7/32" - 3-1/8" 		<b>PART NO. IW7402(NF)</b> with Whistle Notch Flat 

PEDDINGHAUS™

### SLUG HOLE VARIATIONS

The standard slug hole is used for common applications. However, the tapered and straight slug holes may be specified for special or heavy duty applications requiring extra strength.

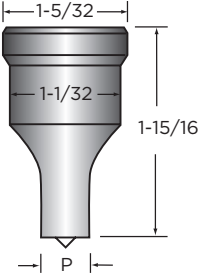
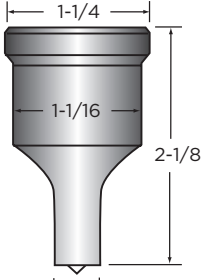
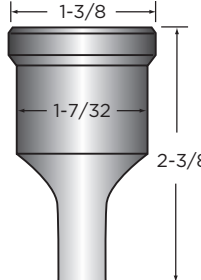
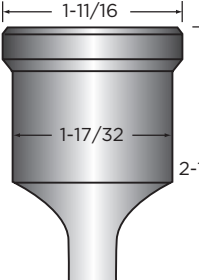
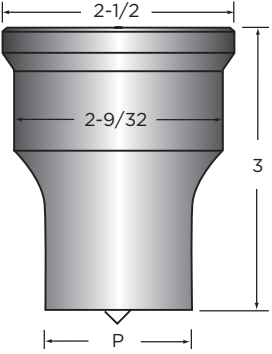
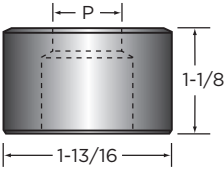
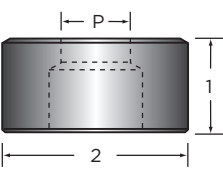
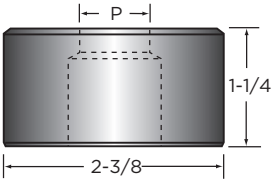
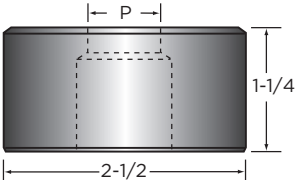
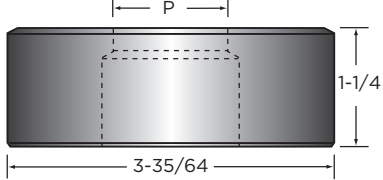


\*MADE TO ORDER

Range in 1/32" increments.

Also available as oblongs, rectangles and squares.

# PEDDINGHAUS™ IRONWORKER TOOLING

PART NO. I12	PART NO. I16	PART NO. I20	PART NO. I26
1/8" - 1-1/16"	1/8" - 1-1/8"	1/8" - 1-1/4"	5/32" - 1-9/16"
			
PART NO. I37*	PART NO. I55	PART NO. I59	
1-1/16" - 2-9/32"	1/8" - 1-3/8"	5/32" - 1-7/16"	
			
PART NO. I62	PART NO. I65	PART NO. I91MM*	
3/16" - 1-5/8"	7/32" - 1-11/16"	5/32" - 2-9/32"	
			

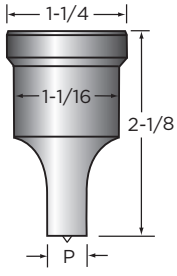
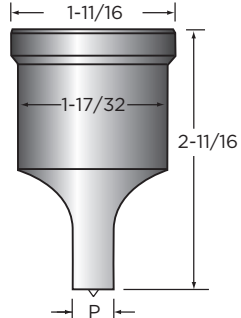
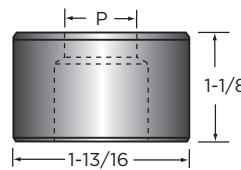
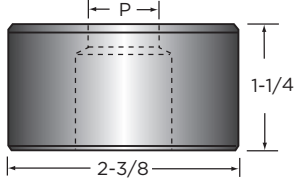
\*MADE TO ORDER

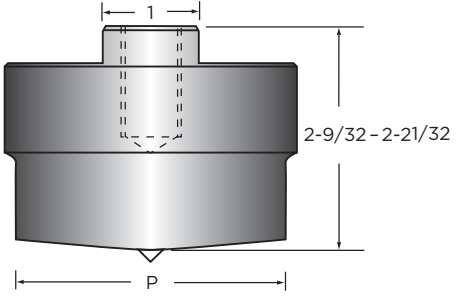
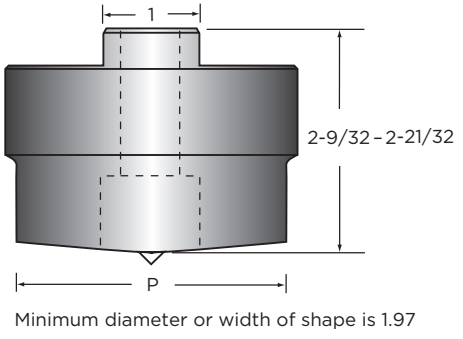
See page 5 if keying required.

Also available as oblongs, rectangles and squares.

PEDDINGHAUS™

# PIRANHA™ PUNCHES & DIES

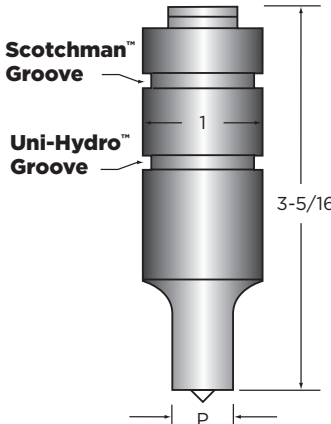
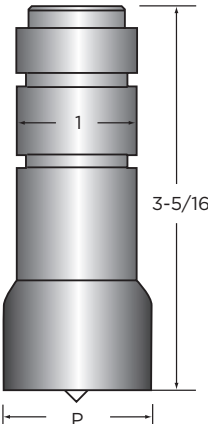
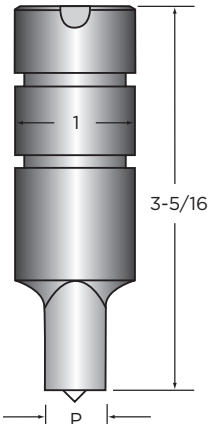
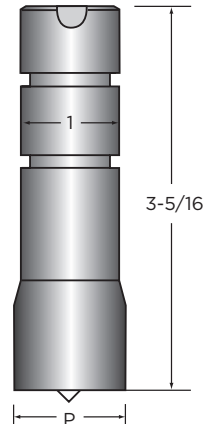
PART NO. I16	PART NO. I26	PART NO. I55	PART NO. I62
1/8" - 1-1/8"	5/32" - 1-9/16"	1/8" - 1-3/8"	3/16" - 1-5/8"
			

PIRANHA™ HEAVY-DUTY PUNCHES for over 50 ton applications	
I6670-1	I6670-2
<b>Threaded Style</b> 	<b>Bolt On Style</b> 
<p>PIRANHA™ also uses W6100 Series and Dies (28xx all with center points and H.T. or Criss Cross Shear)</p>	

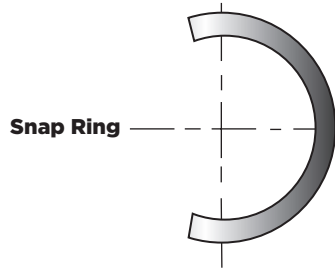
Range in 1/32" increments.

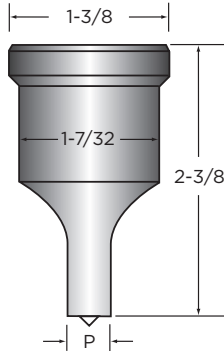
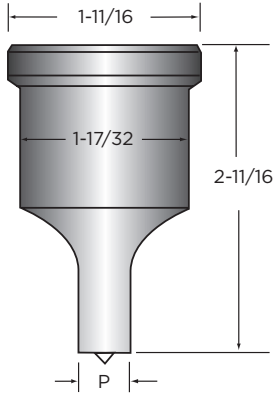
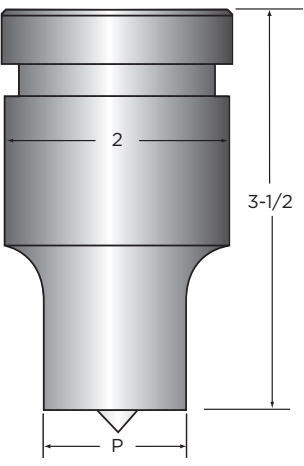
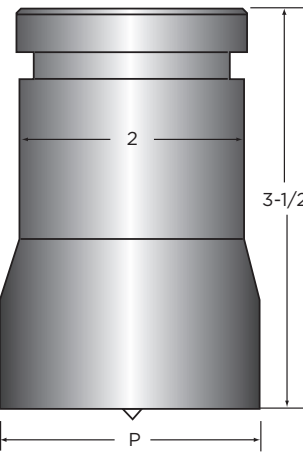
See page 5 if keying required.

# SCOTCHMAN™ / UNI-HYDRO™ PUNCHES

PART NO. I207-1	PART NO. I207K-1	PART NO. I207K-12	PART NO. IS207-1/IO207-1	PART NO. IS207K-1/IO207K-1	PART NO. IS207K-12/IO207K-12
Range 1/8" - 1.0"	1.0" - 1-1/4"	1-9/32" - 2.0"	Min. W 1/8" Range P up to 1.0"	Min. W 1/8" Range P 1.0" - 1.25" 1-9/32" - 2.0"	
 <p>Scotchman™ Groove Uni-Hydro™ Groove</p>					

**PART NO. SR429**



PART NO. I20	PART NO. I26	SCOTCHMAN™	
		PART NO. I207-2*	PART NO. I207K-2*
1/8" - 1-1/4"	5/32" - 1-9/16"	1-19/32" - 2.00"	2.00" - 4.00"
			

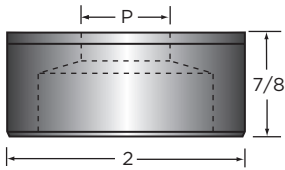
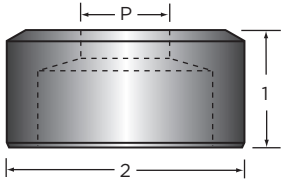
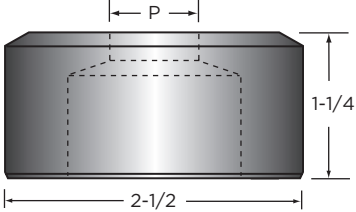
\*MADE TO ORDER

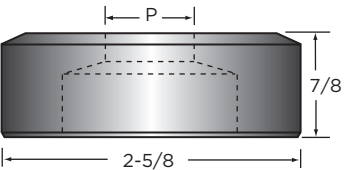
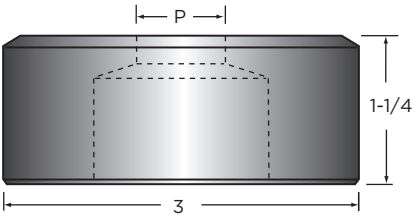
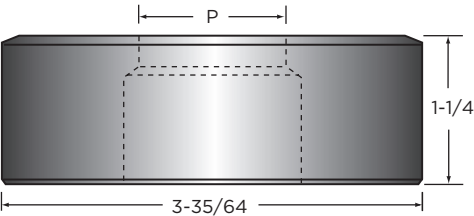
Range in 1/32" increments.

SCOTCHMAN™ / UNI-HYDRO™

# SCOTCHMAN™ / UNI-HYDRO™ DIES

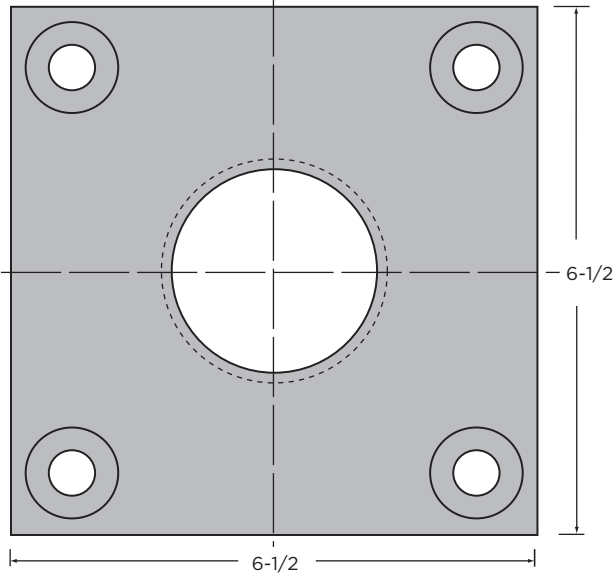
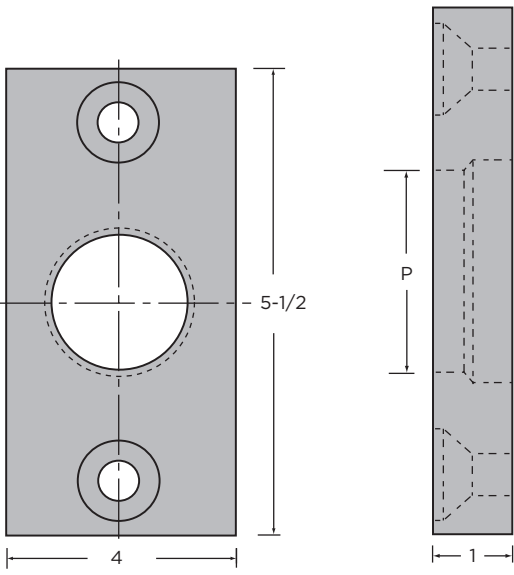
SCOTCHMAN™ / UNI-HYDRO™

PART NO. I58	PART NO. I59	PART NO. I65
5/32" - 1-1/8"	5/32" - 1-7/16"	7/32" - 1-11/16"
		

PART NO. I68*	PART NO. I71*	PART NO. I91MM*
7/32" - 1-7/8"	5/32" - 1-7/8"	5/32" - 2-9/32"
		

Locators available on request.

See page 5 if keying required.

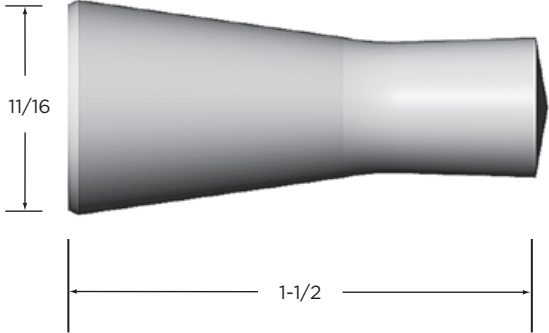
SCOTCHMAN™ 6 X 6*	SCOTCHMAN™ 4 X 6*
2-1/32" - 4"	2-1/32" - 2-1/4"
	

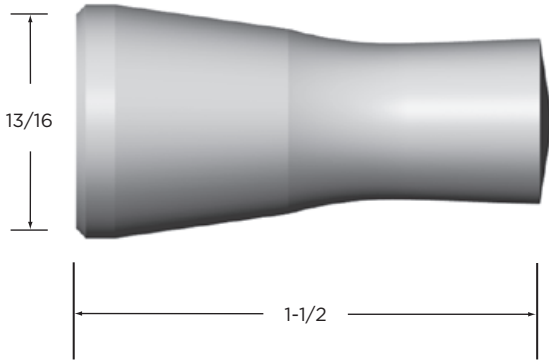
\*MADE TO ORDER

Range in 1/32" increments.

Also available as oblongs, rectangles and squares.

# TAPER SHANK PUNCH

PART NO. I77-50	PART NO. I77-60	PART NO. I77-70	PART NO. I77-80
Point Diameter — 11/32"	Point Diameter — 13/32"	Point Diameter — 15/32"	Point Diameter — 17/32"
			

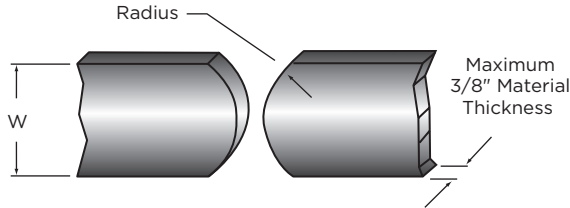
PART NO. I77-90	PART NO. I77-100	PART NO. I77-110
Point Diameter — 17/32"	Point Diameter — 19/32"	Point Diameter — 21/32"
		

TAPER SHANK PUNCH

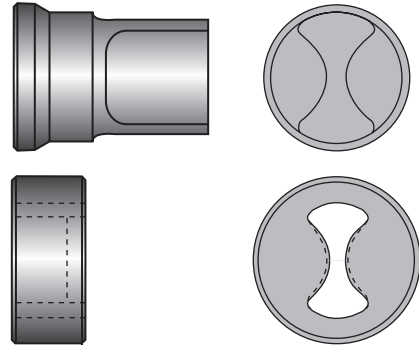
## END TRIM | STEPPED POINT | CORNER RADIUS

### END TRIM CUTOFF TOOLING

**End Trim** tooling cuts end radius on flat bar material in one hit. When ordering, please specify part number, radius required, material width, thickness and type.

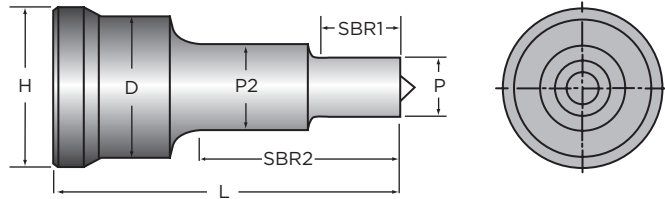


SS-10



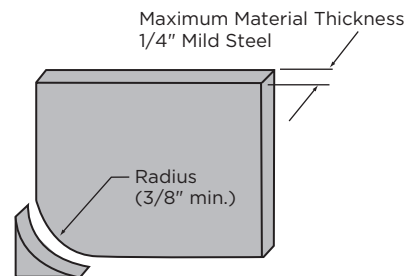
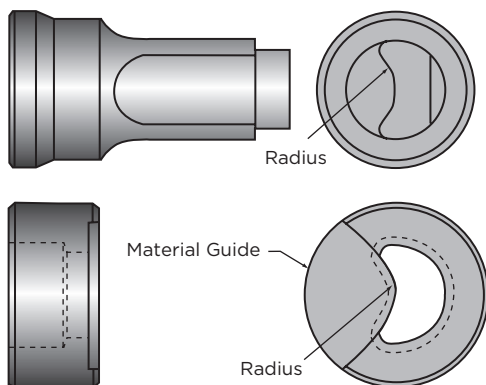
### STEPPED POINT PUNCH TOOLING

**Stepped Point** punches are used for cutting a hole in hard to reach areas such as angle or channel. When ordering, please specify part number, shape, material thickness, type, and the dimensions indicated in the diagram.

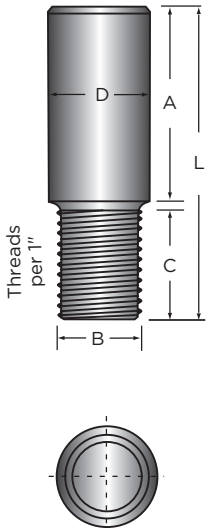
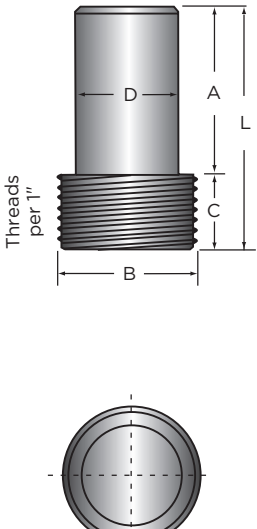
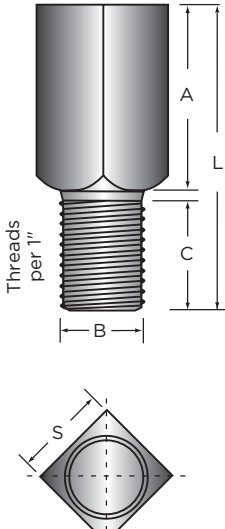
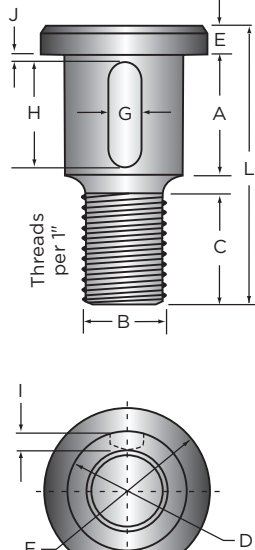
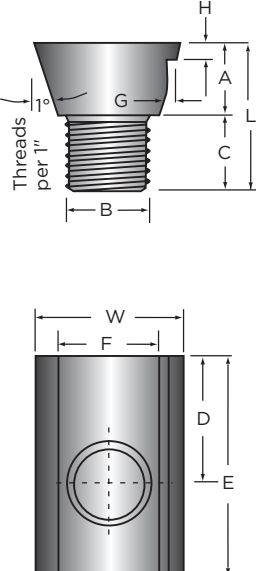
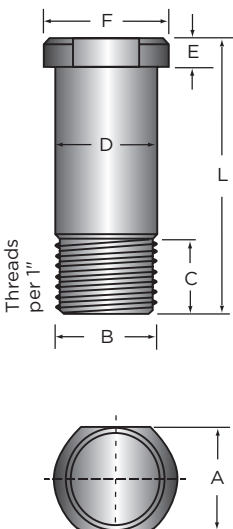
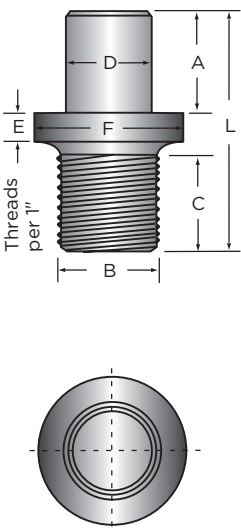
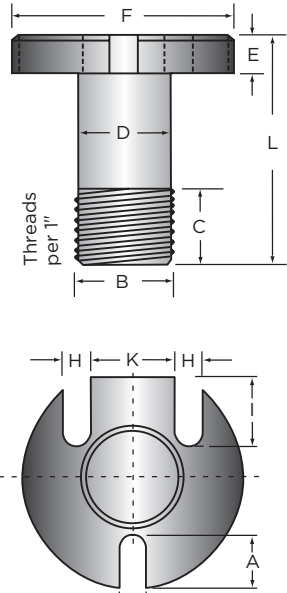


### SINGLE CORNER RADIUS TOOLING

**Corner Radius** tooling cuts a corner radius on material thickness up to 1/4". The die has a built in material guide to locate material. When ordering, please specify part number, radius required, material thickness and type.

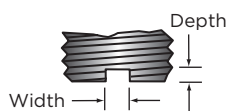


# PUNCH STEMS

IPS290	IPS290K	IPS291	IPS292
			
IPS293	IPS294	IPS295	IPS296
			

**PUNCH STEMS**

**All stems are MADE TO ORDER.**

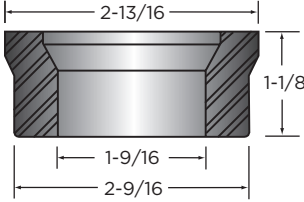
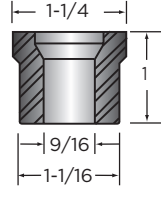
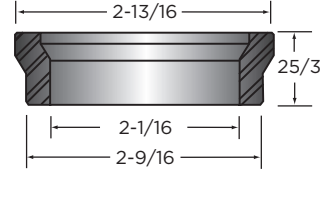
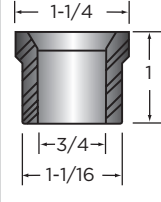
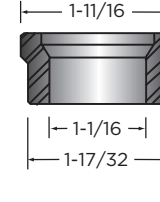


To help eliminate rotational movement of punches, we recommend putting keyways in the face of the punch stem. Specify the width and the depth when ordering.

# PUNCH REDUCING SLEEVES | DIE REDUCERS | SHIMS

## PUNCH REDUCING SLEEVES\*

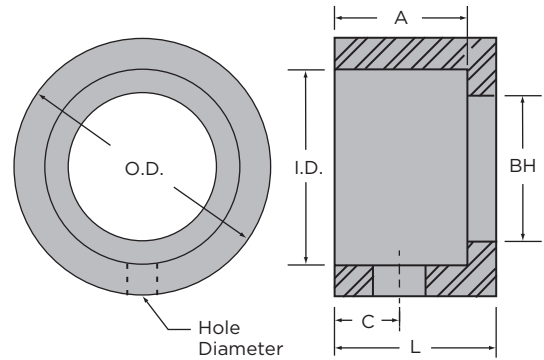
Reducing sleeves allow a wider use of punches using the same coupling nut.

IPRS75	IPRS76	IPRS77	IPRS78	IPRS79
Use with <b>CN-32</b> coupling nut to hold <b>I28</b> and <b>I29</b> punches.	Use with <b>CN-16</b> to <b>CN-16-6</b> coupling nut to hold <b>I16</b> punch.	Use with <b>CN-32</b> coupling nut to hold <b>I30</b> and <b>I31</b> punches.	Use with <b>CN-16</b> to <b>CN-16-6</b> coupling nut to hold <b>I11</b> punch.	Use with <b>CN-26</b> to <b>CN-26-3</b> coupling nut to hold <b>I16 17, 19, &amp; 19L</b> punch.
				

## DIE REDUCERS\*

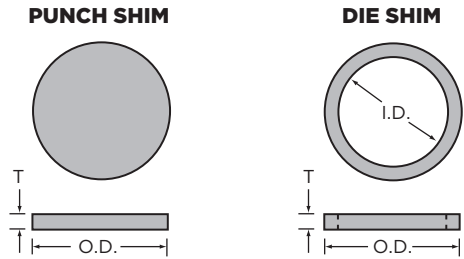
**Die reducers** allow you to use smaller O.D. dies. The following table gives examples of die reducers. Made to order sizes are available. When ordering, please specify dimensions indicated in the diagram.

PART NO.	O.D.	I.D.	BH	A	L	C	HOLE DIA.
<b>I62 - I55</b>	2-3/8	1-13/16	1-13/32	1-1/16	1-1/4	7/16	5/8
<b>I62 - I59</b>		2	1-15/32	15/16		9/16	



## PUNCH & DIE SHIMS

**Punch shims** are used to extend the overall punch length. **Die shims** increase the die height. All punch and die shims are made to order. When ordering, please specify dimensions indicated in the diagram.



\*MADE TO ORDER.

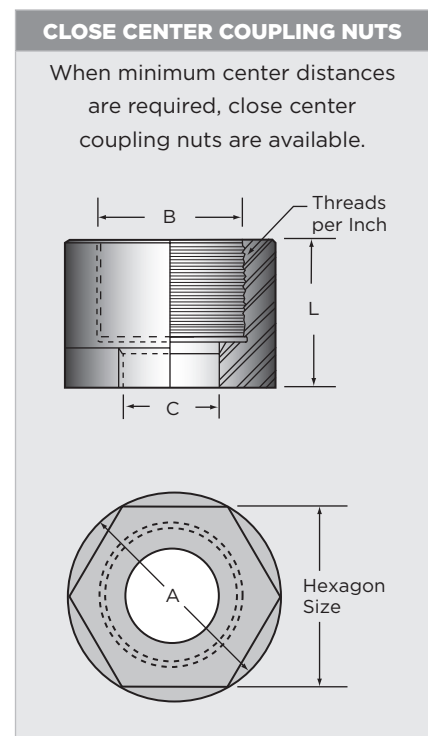
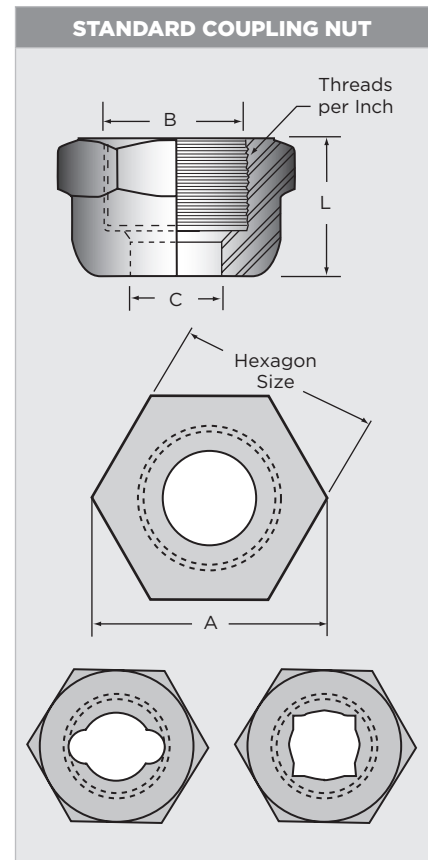
# COUPLING NUTS

STANDARD COUPLING NUTS							
Part No.	Hexagon Size (in.)	Threads per Inch	A Largest O.D. (in.)	B Thread Diameter (in.)	C Bore (in.)	L Length (in.)	Use with Punch Fig. No.
CN-4	1-5/8	10	1-7/8	1-1/8	.570	1-5/16	14, 16
CN-7	1-3/4	12	1-15/16	1-1/16	.788	1-3/16	17
CN-9	1-5/8	10	1-7/8	1-1/8	.843	1-5/16	19
CN-11	1-5/8	10	1-7/8	1-1/8	.757	1-5/16	111
CN-12	2	12	2-1/4	1-5/16	1.038	1-1/4	112
CN-16	2	10	2-5/16	1-3/8	1.070	1-5/8	115, 116
CN-16-1	2	10	2-5/16	1-3/8	1.070	1-5/16	
CN-16-2	2	10	2-5/16	1-7/16	1.070	1-5/8	β
CN-16-3	2-1/4	10	2-5/8	1-5/8	1.070	1-5/8	
CN-16-4	2-1/2	12	2-29/32	1-7/8	1.070	1-5/8	117, 119
CN-16-5	2-1/2	10	2-7/8	2	1.070	1-5/8	119L
CN-16-6	2-1/4	10	2-5/16	1-13/32	1.093	1-5/8	120, 121
CN-20	2-1/4	12	2-5/8	1-9/16	1.228	1-1/2	
CN-20-1	2-1/2	12	2-29/32	1-7/8	1.228	1-5/8	120 with 1-1/4 pt. size
CN-20-2	2-1/2	10	2-7/8	2	1.228	1-5/8	
CN-20-3	2-1/4	12	2-5/8	1-9/16	1.255	1-1/2	123
CN-20-4	2-1/2	10	2-7/8	2	1.255	1-5/8	
CN-23	2-1/2	10	2-7/8	2	1.320	1-5/8	126 with 1-9/16 pt. size
CN-23-1	2-1/4	10	2-5/8	1-11/16	1.343	1-15/32	
CN-26	2-1/2	10	2-7/8	2	1.537	1-5/8	128, 129
CN-26-1	2-1/2	12	2-7/8	1-7/8	1.570	1-5/8	
CN-26-2	2-1/2	10	2-7/8	2	1.570	1-5/8	130, 131
CN-26-3	3-1/2	10	4-1/16	2-5/8	1.570	2-1/8	
CN-28	2-1/2	10	2-7/8	2	1.593	1-5/8	134
CN-30	3-1/2	10	4-1/16	2-5/8	2.070	2-1/8	
CN-32	4	10	4-5/8	3	2.578	2-3/8	137
CN-34	3	12	3-1/2	2-1/4	1.812	1-11/16	
CN-34-1	3	10	3-1/2	2-1/4	1.812	1-11/16	139
CN-37	3-3/4	12	4-21/64	2-3/4	2.288	1-13/16	
CN-39	5	8	5-3/4	3-7/8	3.288	2-1/8	140
CN-40	6	6	6-7/8	4-7/8	4.163	2-3/4	

All Coupling Nuts are MADE TO ORDER.

CLOSE CENTER COUPLING NUTS							
Part No.	Hexagon Size (in.)	Threads per Inch	A Largest O.D. (in.)	B Thread Diameter (in.)	C Bore (in.)	L Length (in.)	Use with Punch Fig. No.
CCN-4	1-1/4	10	1-7/16	1-1/8	.570	1-5/16	14, 16
CCN-16	1-5/8	10	1-15/16	1-3/8	1.070	1-5/8	115, 116, 117, 119, 119L
CCN-16-1	1-7/8		2-13/16	1-5/8			
CCN-23	2-3/16	10	2-7/16	1-5/8	1.320	1-5/8	123









All Coupling Nuts are MADE TO ORDER.



**COUPLING NUTS**

# PUNCH ENDS | DIE PROFILES

## Punch End Configurations

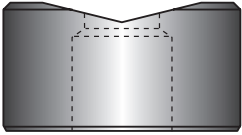
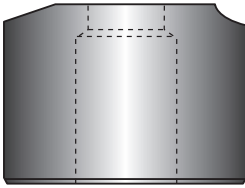
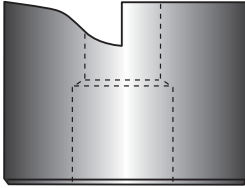
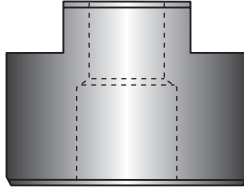
FLAT FACE	FLAT FACE WITH CENTER POINT	CONE POINT WITH CENTER POINT	CONE POINT
<p>For punching thin material, or when you want the slug.</p> 	<p>For use with thin material when a locator is needed.</p> 	<p>Stock punch end. General purpose use.</p> 	<p>For hard material.</p> 
CHISEL POINT	CHISEL POINT WITH CENTER POINT	CRISS-CROSS SHEAR	CONCAVE SHEAR
<p>Reduce tonnage.</p> 	<p>Same as a chisel point, but when a center point is required.</p> 	<p>To reduce deforming thin material.</p> 	<p>To reduce deforming thin material.</p> 

PUNCH ENDS | DIE PROFILES

We can manufacture any die profile that you require. When ordering, please supply the die number and a drawing.

## Special Die Profiles

### EXAMPLES ONLY

			
---	---	--	---

# CLEARANCE | TONNAGES

## Mild Steel Plate

THICKNESS	CLEARANCE
Up to 16 gauge	.006"
15 - 13 gauge	.010"
3/32" - 5/32 "	1/64"
3/16" - 15/32 "	1/32"
1/2" - 23/32"	1/16"
3/4" - 1"	3/32"
1" and Over	1/8"

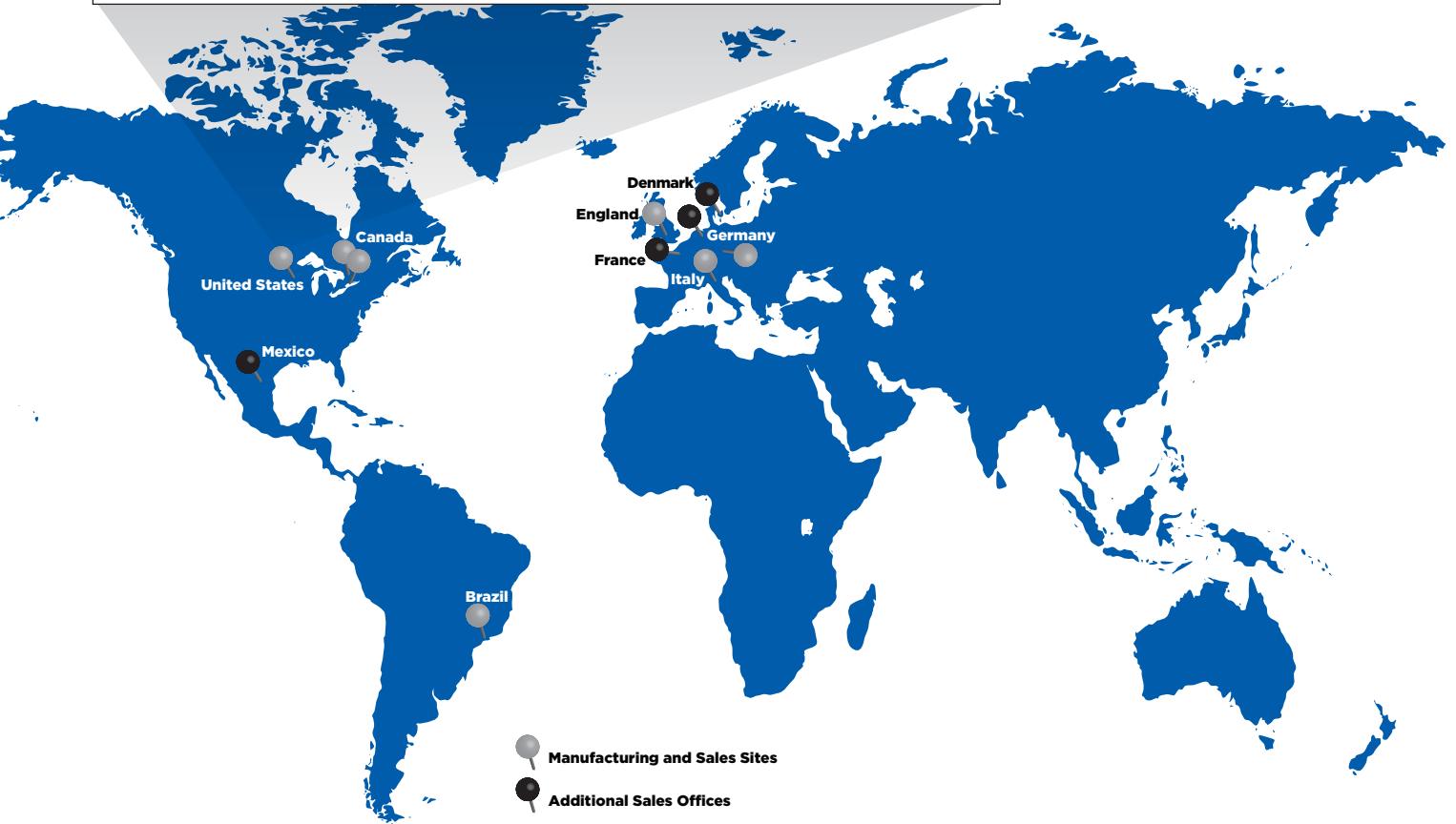
## Required Tonnage (Mild Steel)

Hole Dia.	20 ga. .036"	18 ga. .048"	16 ga. .060"	14 ga. .075"	12 ga. .105"	11 ga. .120"	10 ga. .135"	3/16" .187"	1/4" .250"	5/16" .312"	3/8" .375"	1/2" .500"
1/8	.35	.47	.59	.74	1.0	1.2						
3/16	.53	.71	.89	1.1	1.6	1.8	2.0	2.8				
1/4	.71	.94	1.2	1.5	2.1	2.4	2.7	3.7	4.9			
5/16	.88	1.2	1.5	1.9	2.6	3.0	3.3	4.6	6.2	7.8		
3/8	1.1	1.4	1.8	2.2	3.1	3.5	4.0	5.5	7.4	9.2	11.1	
7/16	1.2	1.7	2.1	2.6	3.6	4.1	4.6	6.5	8.6	10.8	13.0	17.2
1/2	1.4	1.9	2.4	2.9	4.1	4.7	5.3	7.4	9.8	12.3	14.8	19.7
9/16	1.6	2.1	2.7	3.3	4.7	5.3	6.0	8.3	11.0	13.8	16.6	22.1
5/8	1.8	2.4	2.9	3.7	5.2	5.9	6.6	9.2	12.3	15.4	18.5	24.6
11/16	1.9	2.6	3.2	4.1	5.7	6.5	7.3	10.2	13.5	16.9	20.3	27.1
3/4	2.1	2.8	3.5	4.4	6.2	7.1	8.0	11.1	14.8	18.4	22.1	29.5
13/16	2.3	3.1	3.8	4.8	6.7	7.7	8.6	12.0	16.0	22.0	24.0	32.0
7/8	2.5	3.3	4.1	5.2	7.2	8.3	9.3	12.9	17.2	21.5	25.8	34.4
15/16	2.7	3.5	4.4	5.5	7.7	8.8	10.0	13.8	18.5	23.0	27.7	36.9
1	2.8	3.8	4.7	5.9	8.3	9.4	10.6	14.8	19.7	24.6	29.5	39.4
1-1/2	4.2	5.6	7.0	8.8	12.3	14.1	15.8	22.1	29.5	36.8	44.2	58.9
2	5.6	7.5	9.4	11.7	16.4	18.8	21.1	29.5	39.3	49.1	58.9	78.5
2-1/2	7.1	9.4	11.7	14.7	20.5	23.6	26.4	36.8	49.1	61.4	73.6	98.2
3	8.5	11.3	14.1	17.6	24.6	28.2	31.7	44.2	58.9	73.6	88.4	118
3-1/2	9.9	13.1	16.4	20.5	28.8	32.7	37.0	51.5	68.7	85.9	103	137
4	11.3	15.0	18.8	23.5	32.8	37.6	42.2	58.9	78.5	98.2	118	157
4-1/2	12.7	16.9	21.2	26.4	37.0	42.4	47.5	66.3	88.4	110	133	177
5	14.1	18.7	23.5	29.3	41.1	47.1	52.8	73.6	98.2	123	147	196

# WILSON TOOL INTERNATIONAL CANADA OFFICES

4-5590 Finch Avenue E, Toronto, ON M1B 1T1

800.268.5573 | [punching@wilsontoolcanada.com](mailto:punching@wilsontoolcanada.com)



## GUARANTEED TO OUTPERFORM

With Wilson Tool International, you're not just receiving tools — you're gaining a partner dedicated to your productivity, and products backed with a guarantee to outperform your current tooling.

\*The products in this catalog are manufactured in a plant whose quality management system is certified or registered as conforming to the requirements defined in the ISO 9001 Standard.



E600C (11.2024)